

# ART TO ART

## PGCPS Visual Arts Newsletter

### William Hall Mural Unveiled!


Today we unveiled the first of many murals that will be painted on [Prince George's County Public Schools](#) buildings as part of county executive [Angela D. Alsobrooks](#) Beautification Initiative in [Prince Georges County](#).  
[#PrinceGeorgesCounty](#) [#PrinceGeorgesProud](#) [#PGCPS](#)



*Created by local artist Ryan Allen in partnership with the Prince George's Arts and Humanities Council, a new mural at William Hall Academy incorporates history and looks to future cultural vibrancy of the school and neighborhood!*

*Continued on Page 2*





# William Hall Mural Continued

[PGCPS Video](#)

[News 4 Video](#)

[County Executive's YouTube](#)



*Insert caption here*




*Insert caption here*



*Insert caption here*





## Healing Through Art

By: Marla Tolson

This year has continued to be challenging in ways that we could not have imagined. Our concerns and struggles are inside and outside the art room, personal and professional. We give so much of ourselves to our students and the profession. But, I encourage you to give, when you have an opportunity to do so, and share that challenge with your students. Giving enables us to put others and their needs ahead of ours. Giving causes us to see through others' eyes and offers us a space to empathize with them.


Consultant, author, artist and professional speaker, Mary Anne Radmacher says, "As we work to create light for others, we naturally light our own way." I believe in the power of giving (as a means to create light for others) and was excited to receive the email to participate in the Youth Art for Healing program this year. My middle school Visual Art majors are younger than the normal high school students that participate in the program. But, I was confident in their ability to rise to the occasion. Providing my young artists an opportunity to create and give is strengthening our teacher-student relationship, developing comradery amongst peers, enhancing artistic skills, and growing us all into better citizens.




*7th graders Cassidy Salisbury and Ryann Yancey collaborate on a beach scene.*

*Continued on Page 4*





## Healing Through Art Continued



*7th grader Mikaylah Poole and 6th graders Mckenzie Bowens and Evelyn Brown collaborate on a mountain scene*



*7th grader Taylor Howard and 6th grader Jayla Greenwood collaborate on a garden scene.*

Like working artists, they are juggling this task with regular coursework. But they are enjoying all of it! Students collaborate to sketch, draw, and paint the YAFH project and it has become the desired opportunity in the art room. It's a combination of getting to do something different and knowing this is a "real" artwork that will hang in someone's office or home, helping them to heal as they view it. They understand the positive impact they will have by giving to healthcare workers, who give so much of themselves everyday. And they may not realize it, but they are also giving me light by selflessly accepting this challenge. We're excited for the exhibition and presentation of the artworks in April, but are truly enjoying the process. It warms my heart to watch my young artists honor the Youth Art for Healing mission to INSPIRE. COMFORT. HEAL.



# Everyone's Home

Phyllis E. Williams Spanish Immersion Elementary School & Cesar Chavez Dual Language Spanish Immersion School

Teacher: Elena Gaston-Nicolas



Everyone's Home is a 40" x 71" inches picture, we started to paint in 2017 with Middle School students in Spain. It was part of the project: ENHANCING SKILLS. We built manipulative materials and didactic games for kindergarten children. It was a service-learning experience with students with specific educational support needs.

The painting was not finished, so I brought it to US to finish it with my students here.

We are working on a Global Art Passport and this picture has served as a model too.

With it, they have learned Physical, Political and Human Geography, Biodiversity and animal's names in English and in Spanish. They have enjoyed the "extra-large" size artwork.

The picture will sent to the Art-Impact International group 10-month 3-D virtual gallery exhibition: Urbanization & Health:


Health in Urban Poor Countries.

Planetary awareness, considering the earth we live in as a home we must care for is the first step toward



*Continued on Page 6*





## Everyone's Home Continued



a future in which sustainability can create bountiful, disease-free cities in rural and urban environments.

Community health awareness and action is one of the themes of the exhibition.

Humans should not separate ourselves from Nature. We are part of it. We should restore the lost balance.

The main idea is to create physical spaces and built urban environments, by managing waste and air pollution, as well as the rational use of our resources. In addition, and most importantly: to protect planetary biodiversity, natural environments and ecosystems.

Long live life!




---

## Digital Drawing with Canvas.app.Chrome

With the sudden switch to virtual classrooms after the winter break, I assigned a project to review the digital drawing tools on the Canvas drawing app. Students were introduced to this tool last year during distance learning. Only a few continued to use the app outside of class.

The assignment was composed of two parts. The first part was a review illustrating the different marks and effects made by each tool. Students were asked to respond to a short series of questions describing and comparing the kinds of marks made by each tool.



*Continued on Page 7*



## Digital Drawing with Canvas.app.Chrome Continued

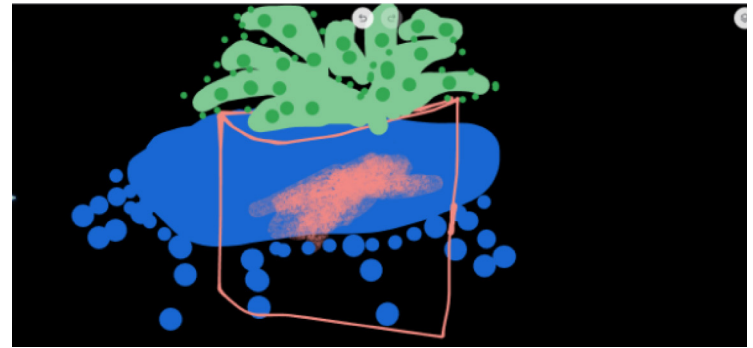
The second part of the assignment asked them to create a drawing on the Canvas app. To spur them to be adventurous, they were reintroduced to David Hockney's iPhone and iPad paintings. Four paintings were chosen for simplicity of forms, lines, patterns and colors. The drawing assignment asked students to use Canvas to create a copy of one of the paintings.




Zoey, NFES 5th Grade, Copy of David Hockney, Untitled 291, 2010 iPad. Created on Canvas.app.chrome drawing.



Irvin, NFES 5th Grade. Copy of David Hockney, Untitled 291, 2010 iPad. Created on Canvas.app.chrome drawing.



Emmanuel, NFES 5th Grade. Copy of David Hockney, Untitled 291, 2010 iPad. Created on Canvas.app.chrome drawing.




Gisselle, NFES 5th Grade. Copy of David Hockney, Untitled 291, 2010 iPad. Created on Canvas.app.chrome drawing.



Giselle, NFES 5th Grade. Copy of David Hockney, Untitled 471, 2009 iPhone. Created on Canvas.app.chrome drawing





## Art Inspires A New Lesson

Life inspires art. It has for centuries - from Winslow Homer's famous painting "Sweet, Home Sweet" during the civil war to the latest "Reverence" sculpture by Graham Ibbeson that illuminated key workers and ordinary people affected by COVID-19. However, what I personally find more interesting is when art inspires life.

a large blue crab that was attached at the end with pin nails, lastly cardboard that was painted were cut out with an exacto knife to resemble the crosses on the Maryland flag and added to the final piece. Once the artwork was completed it was posted to my personal Instagram account. The attention that my "Maryland Pride" painting received

positive feedback I received for it inspired me to create a new lesson. This exemplifies art inspiring life. The lesson would give students the opportunity to share any exciting events that transpired over their winter break and gave them the opportunity to explore composition in art in more detail. Students were given an example (seen above), shown how to use various tools in google slides, and got to browse through [magazine layouts](#) for inspiration on their own "pages." The lesson was well received by students even the ones who said their break wasn't so exciting. Moreover, it encouraged conversations that allowed me to learn new things about my students. For example, Hannah likes to go skiing and Dylan likes golfing. I implore you to think about what you have created lately and how that has inspired events in your life.



During the recent winter break for Prince George's County Public Schools, I was able to create a new work of art for a client. The client wanted something to showcase "Maryland Pride" and what could be more fitting than the state's flag and a blue crab. To start this commissioned piece a number of steps occurred: a thin sheet of wood was nailed in between a wooden palette frame, then the awkward shaped fame was painted along with


was overwhelming. I was excited. Fox Baltimore reached out to me to reshare my work on their Instagram account. Shortly after they wrote an article on it ([click here to read it](#)) and reported about it on live air during their "Mary's Moment" segment Tuesday, January 4th.

Needless to say, I wanted to share this exciting news with the student artists at Whitehall Elementary. The artwork itself and the amazingly




*Continued on Page 9*

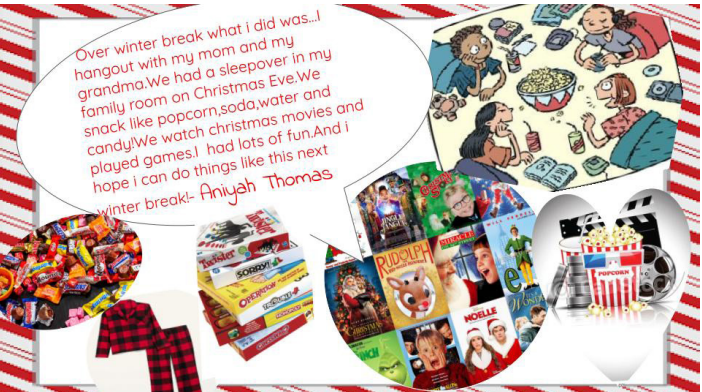





## Art Inspires A New Lesson: Student Samples



Over winter break, there's many things I did. One thing I did was, I got to accomplish my gymnastic moves/tricks! I got to learn many tricks, starting with my front flip, and my aerial! There's many more tricks I learned but these two are just my favorites out of everything I learned! I also got to take gymnastics classes over the break, and I feel it has improved my stance a lot. Knowing that I take a class, helped me improve a lot, and helps me do stuff I couldn't do before the class began it's session! I've very happy we had a break, or I don't know if I would be able to learn any of these tricks I now know!  
Chloe Franck



Over winter break what I did was...I hangout with my mom and my grandma. We had a sleepover in my family room on Christmas Eve. We snack like popcorn, soda, water and candy! We watch christmas movies and played games. I had lots of fun. And I hope I can do things like this next winter break!- Anyiah Thomas




Over winter break I went ice skating at quiet water park with my friends who live in Annapolis. I played in the snow with my sister, mom, dad and built a snow fort and sledding ramp. I also went to Homestead gardens in Davidsonville, MD with my grandmother to see a train garden and decorated christmas trees.  
-Evie



Over winter break I went to big sky montana to go skiing with my family, and had lots of fun! There were so many trails, and on one of the trail lifts there had heated seats, and a bubble. I also really enjoyed Christmas with my family. I got a hoverboard for christmas, and I spent a lot of time with family! I also had so much fun playing in the snow on our "extended" winter break. I had so much fun on our winter break! - Hannah

## Traditional Art Projects Turned Digital




Gameboy, 2021  
Frank A.  
5th Grade  
Accokeek Academy

I am currently teaching digital art at Accokeek Academy, and I wanted to find a way to incorporate projects that I would typically do with a traditional art class using digital art making tools. I chose to use Google Chrome Canvas, which is a free web application powered by Google. The interface is simple and students learned how to navigate the interface quickly, and with ease. Another great thing about Google Chrome Canvas is that students' digital artworks are automatically saved to the web application in a drive, so their work does not have to be saved to their Chromebooks.

I wanted to teach students about value as an element of art, and how value can be used to create the illusion of three-dimensionality in art. I provided students with a stock photo of a circle, and they uploaded the circle into Google Chrome Canvas and

Continued on Page 10






# Traditional Art Projects Turned Digital Continued

used the chalk brush and the marker brush to digitally paint the inside of the circle and transform the flat 2D circle into a sphere.

Once students learned how to demonstrate three-dimensionality using digital brushes in Google Chrome Canvas, I wanted students to create digital still life paintings that look three-dimensional. Students had the option to draw a sketch of a still life, upload it to Google Chrome Canvas, and then paint the sketch using the digital brushes.



*Untitled, 2021  
Nchang F.  
5th Grade  
Accokeek Academy*



*Sphere, 2021  
Mariah W.  
5th Grade  
Accokeek Academy*



*Donut, 2021  
Josephine L.  
5th Grade  
Accokeek Academy*

## This is YOUR Newsletter

Share your art news with other PGCPS Art Teachers.

- Did your school do a special installation or mural?
- Do you have an exciting collaborative project to share?
- Did you attend an art exhibit on your own or with your students?
- Are you showing your own art anywhere?\*
- Are your students showing their art anywhere?\*
- Is there an art event that you think others might like to attend?\*
- Or any other Art Teacher related stories you would like to share?

Please submit stories in a Google Document using the button below. Include photos in the document if you wish.

Please keep stories to a half page, single spaced, 12pt type. (Exceptions may be made for length if needed).

\*Keep the date in mind if your news has a deadline or specific time frame that may have passed by the time we distribute. Email Jessica Cone (jessica.cone@pgcps.org) to confirm newsletter deadline.

**CLICK HERE TO  
UPLOAD STORIES**