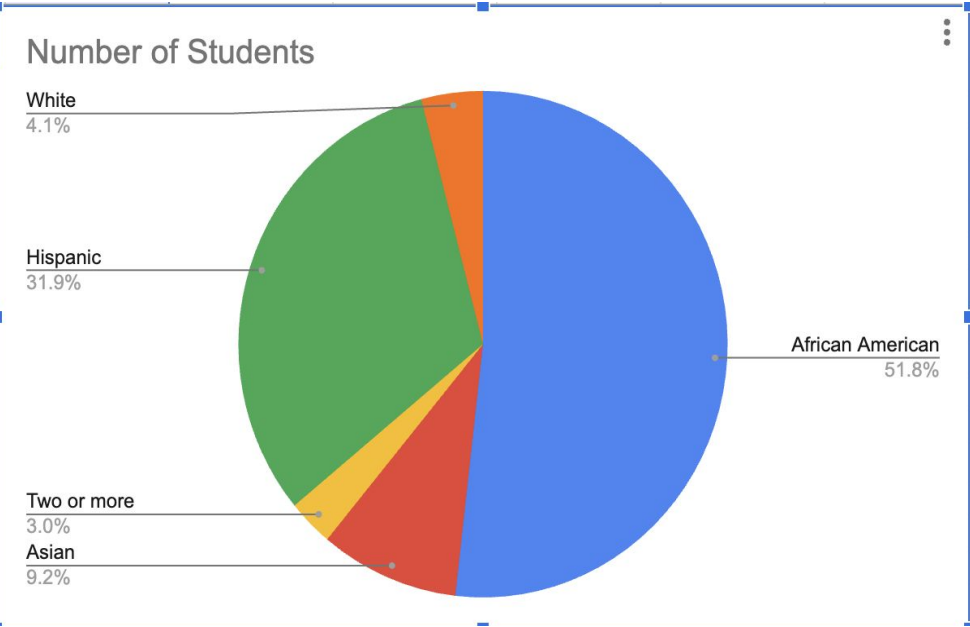
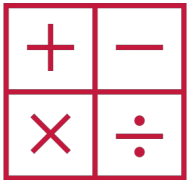


Vansville Community School




669
Enrollment



16.6%
Percent Proficient in Mathematics



92.8%
Attendance Rate



37.2%
Percent Proficient in English Language Arts



N/A
Graduation Rate



6.9%
Multilingual Learners Making Progress Towards Learning English

Students by the Numbers		Current partners engaged with the community...
≤ 5.0	ADA 504	<div>4 Partners and Growing</div> <ul style="list-style-type: none">Queens Chapel United Methodist ChurchDepartmental Administration US Department of AgricultureLocal Elected Officials (Thomas Deronga, Keith Sydnor)La Clínica Del Pueblo
314	Economically Disadvantaged	
401	FARMS	
187	Multilingual Learners	
51	Students with Disabilities	
24	Talented and Gifted Students	



Vansville Elementary Community School



Who participated in our Assets and Needs Assessment?



Students



Families



Staff



Community Members



What did we learn?



Student Feedback

- 23% reported emotional needs (mental health, therapy, etc.)
- 57.7% said they can always talk honestly with adults at school
- 56.4% said they do not need any additional support listed
- Most students (over 70%) cannot walk to school easily



Staff Feedback

- Strong tools in place for identifying academic (80.8%) and attendance (82.7%) struggles
- Most frequently observed student needs: mental health (29.8%) and food insecurity (28.1%)
- 89.8% say Vansville has a parent leadership organization
- 92% say the school welcomes everyone

N/A



Family Feedback

- Top needs include food, clothing, legal services, and English instruction
- 81.1% say the school communicates in a way their family understands
- 63% feel welcomed and included at school
- 48% say their student doesn't need additional support
- Preferred communication methods: email, phone calls, in-person, and text

Rigorous, Community-Connected Classroom Instruction and Expanded, Enriched Learning Opportunities



Collaborative Leadership, Shared Power, and Voice



Integrated Systems of Support



Culture of Belonging, Safety, and Care



Priorities and Opportunities

- Increase after-school clubs, summer programs, and experiential field trips to enrich learning
- Collaborate with community partners to align classroom instruction with real-world careers and experiences
- Integrate culturally relevant materials that reflect the diverse backgrounds of our students
- Create consistent leadership opportunities for families through PTO, School Improvement Teams, and focus groups
- Establish student advisory circles to incorporate student voice into school decision-making
- Improve awareness of leadership structures through multilingual outreach and visible promotion
- Partner with local providers to offer on-site or referral-based vision, dental, and behavioral health services
- Train staff to better recognize and refer students with behavioral or emotional needs
- Expand tiered interventions for academics, attendance, and mental health supports with clearer communication for families
- Train staff on trauma-informed practices and relationship-building with students
- Host culture nights and community events that celebrate diversity and promote inclusion
- Increase volunteer opportunities and reduce barriers for family involvement (e.g., flexible times, interpretation)