
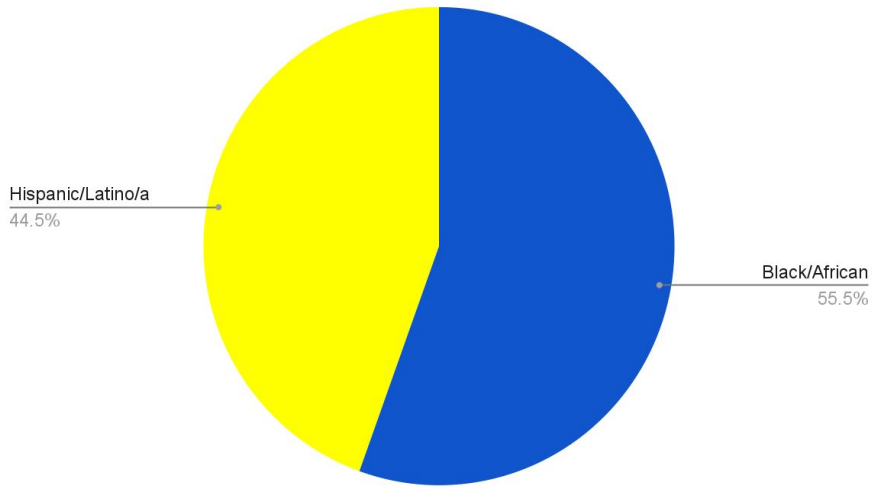


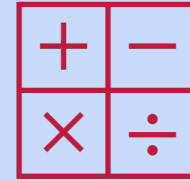


# Valley View ES Community School

Student Race/Ethnicity as of 2024. \*Demographic Data Found on Apex.




**352**  
Enrollment



**61%**  
Math Student Growth




**92.6%**  
Attendance Rate



**65%**  
English Language Arts Student Growth



**N/A**  
Graduation Rate



**63%**  
English Learners Making Progress Towards Learning English

Students by the Numbers		Current partners engaged with the community...
3	ADA 504	<b>21 Partners and Growing</b> <ul style="list-style-type: none"> <li>• United Way</li> <li>• Kaiser Permanente</li> <li>• Smile Program Dental</li> <li>• Prince George’s County Police Dept.</li> <li>• Forest Heights Police Dept.</li> <li>• Greater Oxon Hill Community</li> <li>• Club Wyndham</li> <li>• Girls Scouts Nation’s Capital</li> <li>• Hazel Health</li> <li>• Advance Behavioral Health</li> <li>• Hungry Harvest</li> <li>• Bowie Food Produce</li> <li>• Target</li> <li>• T-Mobile</li> <li>• Starbucks</li> <li>• Double Good Popcorn</li> <li>• Prince George’s Public Library</li> <li>• Fitness Martial Arts</li> <li>• Bellucci Basketball/Soccer Academy</li> <li>• Life House Church</li> <li>• Coaching Salud Holistica</li> </ul>
249	FARMS/Economically Disadvantaged	
222	Multilingual Learners	
41	Students with Disabilities	
62	Talented and Gifted Students	



**492**

# Valley View ES Community School



4th & 5th  
Grade  
Students



Families



School  
Staff



Community  
Members

Participated in  
our SY 24/25  
Assets and  
Needs  
Assessment

## Student Feedback Summary



- **Academic Support:** 25% Always receive extra help / 42% Sometimes receive extra help.
- **Trusted Adults:** 63% feel comfortable talking to an adult at the school
- **Inclusion:** 25% feel an overall sense of inclusion
- **Behavioral Support Access:** 46% Always accessible
- **Healthcare Services Access Doctor/General Health:** 32% Always accessible / 29% Sometimes accessible
- **Hearing, Vision & Dental:** 26% Always accessible, 30% sometimes accessible, 35% Don't know - \* *Low awareness of health services*\*
- **Cultural Relevance in Education-** 26% Always see their culture reflected, 36% Sometimes see their culture reflected, 30% Always feel their learning is **connected to real life**



## Staff Feedback Summary

- **Systems to support struggling students:** 93% say there are solid systems for identifying academic struggles. 79% say the same for identifying behavioral struggles.
- **Whole-School Supports:** 48% report strong school-wide academic supports. 72% say there is a whole-school attendance program.
- **Identification Process:** 72% say there's a process to identify mental health struggles. 82% are aware of the process for identifying attendance issues.
- **Staff Collaboration & Support:** 57% say that they always feel comfortable talking to other adults at VVES
- **Real-World Learning Opportunities:** 52% report that they sometimes see real-world connections in classroom learning & field trips/expanded programs.

## What did we learn?



## Family Feedback Summary

- **Community & Environment:** 71% say the school is welcoming & inclusive. Strong academic & behavioral support (e.g., PBIS). Community is mostly clear (65-70% "always" understanding)
- **Communication Preferences:** Families prefer direct contact (in-person, calls, texts) Mental Health Supports: Staff more aware than families.
- **Programs & Inclusion:**
  - 40% of families unsure about programs (after school, trips, leadership)
  - Only 22% always see culture reflected in school.
  - Families want more info & involvement- but don't know how to start.
  - 40% of families unsure if students voices are included in decisions.








## Community Feedback Summary

- VVES CS Steering Committee Meets Monthly to discuss implementation & support.
- Advance Behavioral Health offers individual, group & play therapy for students/families.



# Valley View ES Community School



	Priorities and Opportunities
<p>Rigorous, Community-Connected Classroom Instruction and Expanded, Enriched Learning Opportunities</p> 	<ul style="list-style-type: none"><li>• Create after school math &amp; science academic enrichment activities</li><li>• Increase education to families on help with Attendance, Health, Culture &amp; ELD services</li><li>• Increase amount of in-school field trips, increase cultural diverse presenters during assemblies, career day, sport programs</li></ul>
<p>Collaborative Leadership, Shared Power, and Voice</p> 	<ul style="list-style-type: none"><li>• Increase parent/guardian involvement with decision making at VVES</li><li>• Help student understand the connection between day-to-day in classroom learning and how their learning connect to the real world</li><li>• Increase student attendance and parent collaboration, involvement and decision making at VVES</li></ul>
<p>Integrated Systems of Support</p> 	<ul style="list-style-type: none"><li>• Increase student and families' awareness of health care resources available to them, including: mental health, dental, vision and hearing.</li><li>• Expand community partnerships to remove barriers for families to access support</li><li>• Enhance behavioral and mental health supports in schools</li></ul>
<p>Culture of Belonging, Safety, and Care</p> 	<ul style="list-style-type: none"><li>• Implement more culturally diverse lessons and activities</li><li>• Apply reflection of students' culture in the classroom</li></ul>
<p>Powerful Student and Family Engagement</p> 	<ul style="list-style-type: none"><li>• Provide opportunities for students to engage in enrichment activities</li><li>• Provide more opportunities for parent/guardians to engage in school, enrichment activities and after-school activities for families</li></ul>