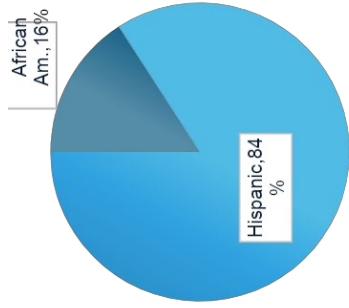

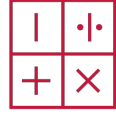








# Ridgecrest Elementary School



■ African Am. ■ Am. Indian ■ Asian ■ Hispanic ■ 2+ ■ White

	<b>631</b> Enrollment		<b>28.3%</b> Math Student Growth
	<b>93.7%</b> Attendance Rate		<b>33.3%</b> English Language Arts Student Growth
	<b>N/A</b> Graduation Rate		<b>7.3%</b> English Learners Making Progress Towards Learning English

Students by the Numbers		Current partners engaged with the community...
7	ADA 504	<b>Partners and Growing</b>  Bowie Produce, Elaine Ellis, Coaching Salud Holistic University of Maryland, College Park, Three Brothers, Sardi's, Chick-Fil-A, Sheppard Pratt, National Wesleyan Church, Taco's A La Madre
60.5%	FARMS/Economically Disadvantaged	
63.8%	Multilingual Learners	
5%	Students with Disabilities	
22	Talented and Gifted Students	



**Who participated in our Assets and Needs Assessment?**

**175**  
Students

**19**  
Families

**64**  
Staff

**0**  
Community Members

# Ridgecrest Elementary School



Partners & Growing	
<p>Rigorous, Community-Connected Classroom Instruction and Expanded, Enriched Learning Opportunities</p>	<ul style="list-style-type: none"> <li>Continue expanding after-school programs to provide students with enriching opportunities beyond the classroom.</li> <li>Build a supportive and inclusive staff culture that values diversity and collaboration.</li> <li>Create lasting memories and learning experiences through more dynamic field trips.</li> <li>Increase family engagement by encouraging greater parent involvement in our after-school initiatives.</li> </ul>
<p>Collaborative Leadership, Shared Power, and Voice</p>	<ul style="list-style-type: none"> <li>Increase awareness of available health, dental, and mental health services for students</li> <li>Strengthen partnerships that honor and reflect the cultural values of our community.</li> <li>Support and expand mentorship programs designed to meet the unique needs of both boys and girls.</li> </ul>
<p>Integrated Systems of Support</p>	<ul style="list-style-type: none"> <li>Enhance academic achievement through targeted tutoring that builds student comprehension and confidence.</li> <li>Strengthen social-emotional learning (SEL) support by providing mentorship that addresses students' emotional needs.</li> <li>Increase parent engagement by promoting participation in informative and inclusive family events.</li> </ul>
<p>Culture of Belonging, Safety, and Care</p>	<ul style="list-style-type: none"> <li>Organize inclusive family events that foster a welcoming environment for all backgrounds.</li> <li>Connect families with up-to-date technology tools and resources through strong community partnerships.</li> <li>Develop meaningful collaborations with organizations that reflect and respect the cultural richness of our community.</li> </ul>
<p>Powerful Student and Family Engagement</p>	<ul style="list-style-type: none"> <li>Broaden after-school enrichment offerings to provide students with diverse and meaningful learning experiences.</li> <li>Offer more educational and engaging field trips that inspire curiosity and real-world learning.</li> <li>Strengthen community outreach by hosting events that connect and support families year-round.</li> </ul>

## What did we learn?



- Students Recognize Available Academic Support:** Over 30% of students reported that they can get extra help with learning and schoolwork, showing that existing academic support programs are reaching a significant number of students.
- Attendance Support Is Accessible for Some:** One in five students (20.0%) report they always can get help with attendance, indicating there are systems in place to support student attendance when needed.
- Emotional and Behavioral Help Is Present:** Around 27% of students feel they can get help with behavioral issues or personal worries. Nearly 30% feel supported in managing their emotions, social-emotional needs, and addressing students' concerns.
- 71.4%** of staff say students have access to field trips, providing valuable learning experiences beyond the classroom.
- 66.7%** of staff feel their students can have honest conversations and trusting relationships with them, highlighting strong student-staff connections.
- 85%** of staff believe our school welcomes everyone, reflecting a positive and inclusive school culture.



- Homework Support Is Recognized:** Over one-third (36.8%) of parents feel the school provides effective homework support for their children, showing a strong foundation in academic assistance.
- Attendance Support is Accessible:** Nearly one-third (31.6%) of parents say they always receive extra help with attendance when needed, highlighting the school's efforts to address attendance concerns.
- Clear Communication on Behavior:** Half of the parents (50%) report that they can easily access information about their child's behavior, demonstrating effective communication channels between the school and families.