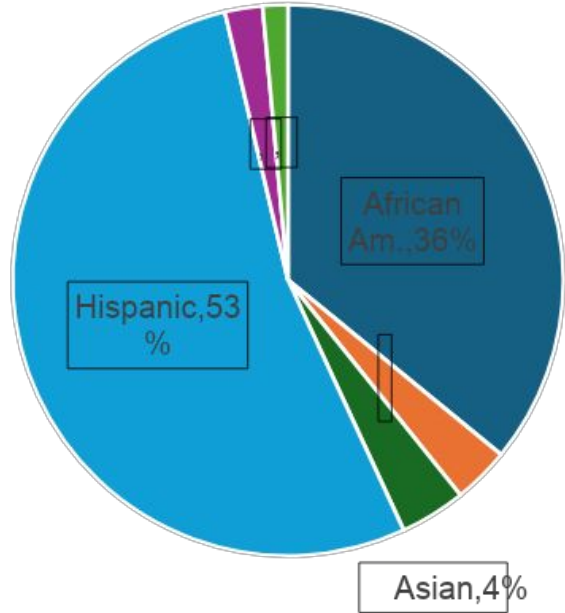
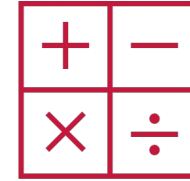


# Princeton Elementary School




**269**  
Enrollment



**54%**  
Math Student Growth



**523.6%**  
Attendance Rate



**58%**  
English Language Arts Student Growth



**N/A**  
Graduation Rate



**51.6%**  
English Learners Making Progress Towards Learning English

Students by the Numbers		Current partners engaged with the community...
3	ADA 504	<p><b>17 Partners and Growing</b></p> <ul style="list-style-type: none"> <li>• Capital Area Food Bank</li> <li>• April May Mental Health</li> <li>• Beltway Church of Christ</li> <li>• Ebenezer A.M.E</li> <li>• Ivy Community Charities</li> </ul>
269	FARMS/Economically Disadvantaged	
90	Multilingual Learners	
40	Students with Disabilities	
20	Talented and Gifted Students	




Who participated in our Assets and Needs Assessment?




Students



Families



Staff



Community Members

# Princeton Elementary School



## What did we learn?



### Student Feedback

Students indicated that they need:

- Clothing + Shoes
- Food insecurities
- Mental Health Services



### Staff Feedback

Staff indicated that students need:

- Reading/Writing Assistance
- Math Assistance



### Family Feedback

Families indicated that they need:

- English Language Development
- Food insecurities
- Clothing + Shoes



### Community Feedback

- No Responses

## Priorities and Opportunities

Rigorous, Community-Connected Classroom Instruction and Expanded, Enriched Learning Opportunities



- Increase project-based and real-world learning
- Expand STEM, summer, and extended learning options
- Utilize partners for field trips and after-school programs

Collaborative Leadership, Shared Power, and Voice



- Expand visibility of parent leadership structures
- Actively include student and family voice in school decisions
- Host shared decision-making forums

Integrated Systems of Support



- Expand visibility of parent leadership structures
- Actively include student and family voice in school decisions
- Host shared decision-making forums

Culture of Belonging, Safety, and Care



- Strengthen trusting adult-student relationships
- Continue DEI and SEL practices
- Use empathy interviews to explore student voice more deeply

Powerful Student and Family Engagement



- Launch targeted family outreach efforts
- Expand communication in multiple languages
- Increase presence and engagement of community partners in family events and services