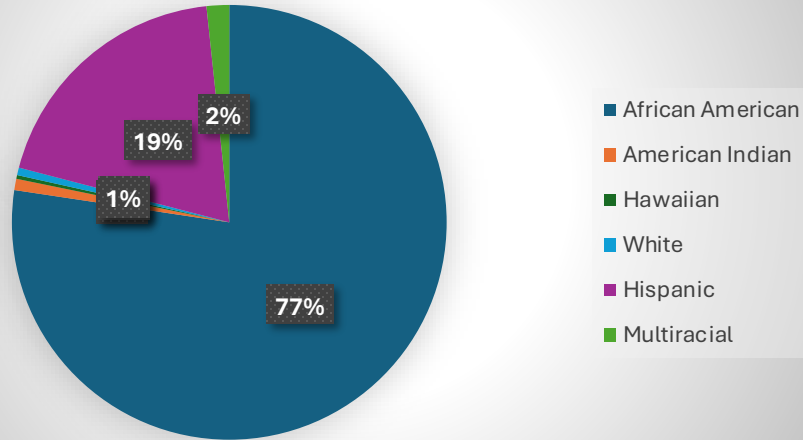


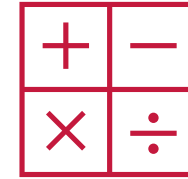
John H. Bayne Elementary School



JHBES SY24-25 Demographics




343
Enrollment



1.0%
Math Student Growth



89.81%
Attendance Rate



-1.0%
English Language Arts Student Growth



N/A
Graduation Rate



16.8%
English Learners Making Progress Towards Learning English

Students by the Numbers

Current partners engaged with the community...

5	ADA 504
283	FARMS/Economically Disadvantaged
54	Multilingual Learners
50	Students with Disabilities
14	Talented and Gifted Students

18 Partners and Growing


- Pohanka Automotive Group
- Prince George's County Alumnae Chapter of Delta Sigma Theta, Inc.
- Trinidad Baptist Church
- Hemingway Memorial AME Church
- Zion Hill Agape Church




Who participated in our Assets and Needs Assessment?



Students



Families



Staff



Community Members

John H. Bayne Elementary School



What did we learn?



Student Feedback

There are a lot here like several after school programs and events. But, they could use help with managing emotions, food insecurity, homelessness, seeing the dentist, reducing violence, and encouraging us to stay off of drugs.



Staff Feedback

Instruction includes some cultural relevance and enrichment, but is inconsistent. Staff see opportunities for more field trips, service learning, and real-world connections. Academic intervention supports are generally strong and accessible.



Family Feedback

Discrepancy in identifying specific needs: while few students (5.1%) and families (7.7%) cited vision needs, **59.1% of staff** did—suggesting families may underreport or be unaware of some needs.



Community Feedback

Partners are continuing to find ways to further build their relationships with the staff, students, and families. They desire to be called on more to best support the community.

Priorities and Opportunities

Rigorous, Community-Connected Classroom Instruction and Expanded, Enriched Learning Opportunities



Interest Survey to identify desired clubs, enrichment topics, or field trip ideas to spark engagement beyond basic academic needs.

Collaborative Leadership, Shared Power, and Voice



Highlight Two-Way Communication Channels (e.g., suggestion boxes, open office hours, or "Coffee with the Principal") to empower families to share feedback, not just receive it.

Integrated Systems of Support



Expand tiered academic interventions (e.g., reading/math support during or after school).

Culture of Belonging, Safety, and Care



Expand Cultural Representation through monthly heritage celebrations, multilingual signage, culturally responsive books in the library, and student-led cultural events.

Powerful Student and Family Engagement



Build Relationship-First Practices: Assign staff or parent liaisons to reach out personally to families who are less engaged.