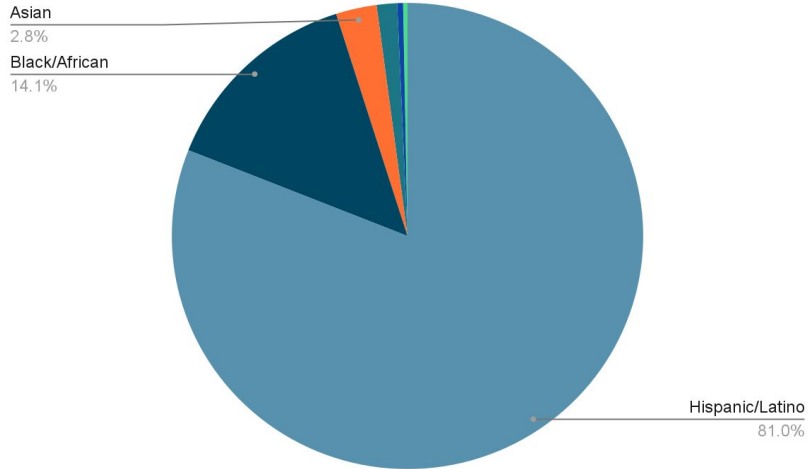
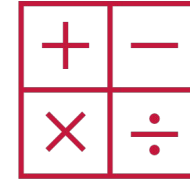


High Point HS MSDE Community School




3,012
Enrollment



5.4%
Math Student Growth



85.8%
Attendance Rate



49.7%
English Language Arts Student Growth



66.86%
Graduation Rate



18.3%
English Learners Making Progress Towards Learning English

| Students by the Numbers | | Current partners engaged with the community... |
|-------------------------|----------------------------------|---|
| 35 | ADA 504 | 25 Partners and Growing <ul style="list-style-type: none"> Kingdom Fellowship ME Church Temple Praise Church of Christ Tech RD Community Church Coaching Salud Holistica Nemas Garden Latin American Youth Center (LAYC) |
| 1973 | FARMS/Economically Disadvantaged | |
| 1457 | Multilingual Learners | |
| 289 | Students with Disabilities | |
| | Talented and Gifted Students | |



High Point HS MSDE Community School




Who
participated in
our Assets and
Needs
Assessment?




Students



Families



Staff



Community
Members



What did we learn?



Student Feedback

Academic Support:

- Some students said they could get extra help with schoolwork (43% "always," 57% "sometimes").
- Students reported needing more support in math (50%) and reading/writing (50%)

Well-being & Supports:

- 57 % of students felt they could get help managing feelings/worries
- A few reported needs around food security (40%) and clothing (40%)

School Climate:

- Strong agreement that school offers field trips and after-school opportunities (75%).
- 75% students felt the school is preparing them for college and careers



Staff Feedback

No staff responses were recorded.

Family Feedback

Supports & Access:

- Mixed access to extra help for academics, attendance, and behavior (some "always," others "rarely")

Needs Identified:

- Families identified the following needs
 - Clothing/shoes (50%)
 - Food insecurity (25%)
 - Healthcare and mental supports (25%)

School Climate:

- Families felt the school was inclusive and welcoming (67% "sometimes or always")
- Families reported positive experiences at family/community events.



Community Feedback

No community feedback responses were recorded.

Priorities and Opportunities

Rigorous,
Community-Connected
Classroom
Instruction and
Expanded, Enriched
Learning
Opportunities



Priorities:

Improve Math & Literacy Outcomes which 50% of students reported needing more support and other 50% said they need help with reading and writing.

Raise Academic Rigor Focus and Emphasises on Relevance. For example, graduation rate is low (66.9%), signaling need for stronger academic pathways.

Opportunities:

Leverage Community Partnerships by using them to add more of enrichment instruction (ex: tutoring, mentoring, etc).

Strengthen College & Career Readiness Programs, build on expanding dual enrollment, internships, and vocational pathways.

Collaborative
Leadership,
Shared Power,
and Voice

Priorities:

Families and students express a desire for stronger decision-making roles in the school.

Increase accessible ways for students and families to share ideas and participate in school decisions.

Opportunities: