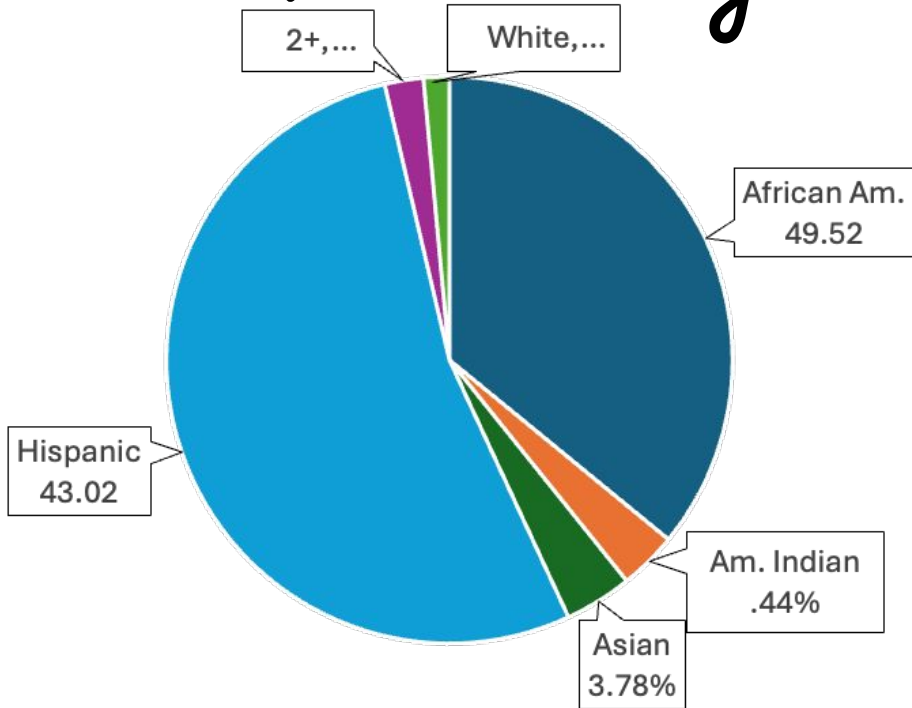
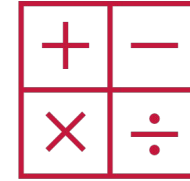


DuVal High School- Community School




2484
Enrollment



16.8%
Math Student Growth



86.03%
Attendance Rate



54.9%
English Language Arts Student Growth



81.39%
Graduation Rate



25.9%
English Learners Making Progress Towards Learning English

Students by the Numbers

Current partners engaged with the community...

| | |
|------|----------------------------------|
| 124 | ADA 504 |
| 1587 | FARMS/Economically Disadvantaged |
| 476 | Multilingual Learners |
| 170 | Students with Disabilities |
| 124 | Homeless/MVP |

25 Partners and Growing

- DuVal HS PTSA
- Local Churches & Ministries
- Mental & Community Support Agencies
- Health Clinic & Centers
- Food Bank & Centers



DuVal High School- Community School



Who
participated in
our Assets and
Needs
Assessment?

351

Students

331

Families

181

Staff

N/A

Community
Members



What did we learn?



Summary of Student Feedback

- 69.5% of students acknowledge that they always are able to do schoolwork or study at home using the internet.
- 40.5% of students acknowledge that sometimes they see their culture reflected in the education that they receive.
- 40.3% of students acknowledge that sometimes they see a connection between what students are learning in school connects to life outside the classroom.



Summary of Staff Feedback

- 80.3% of Staff acknowledges that the school has a Parent Leadership Organization.
- 62.4% of Staff acknowledges that school always communicate with your family in a way that they understand.
- 75.6% of Staff acknowledges that their community school welcome everyone always.

Summary of Family Feedback

- 85.1% of families acknowledge that they always are able to do schoolwork or study at home using the internet.
- 70.1% of families acknowledges that the school has a Parent Leadership Organization.
- 62% of families acknowledges that your community school welcome everyone always.



Summary of Community Feedback

N/A at this time.

Priorities and Opportunities

Rigorous,
Community-Connected
Classroom Instruction
and Expanded, Enriched
Learning Opportunities



Staff would like to have more opportunities to provide field trips to enhance the curriculum that is being taught in the classroom.

Provide more field trips and enrichment opportunities for students.

Collaborative Leadership,
Shared Power, and Voice



80.3% of Staff reported that their school has a Parent Leadership Organization.

Provide more opportunities for more partners and parents to participate in collaborative planning i.e. Steering Committee Mtgs/Sub Committee Meetings.

Integrated Systems
of Support



24.4% of staff reported that they are unsure whether their school has the tools and processes for students to address their struggles with mental health.

10.2% of students reported that they "never" in response to the question asked "Can you/or your student get extra help with managing your feelings or worries if you need it?"

Provide more platforms for students to have access to mental health supports ie posting QR Codes in the Bathroom to scan to get support.

Culture of Belonging,
Safety, and Care



Provide more opportunities for students to get access College & Career Readiness Programs ie through a Fair to enroll into CTE Programs

Provide enrichment opportunities to prepare students for post graduate college and career readiness through targeted service learning hours that align with interest i.e. Peer Mediation, Entrepreneurship, Writing Workshop for College Scholarship & Applications etc.

Powerful Student and
Family Engagement



Continue to increase awareness about PTSA to school and family members to increase engagement.