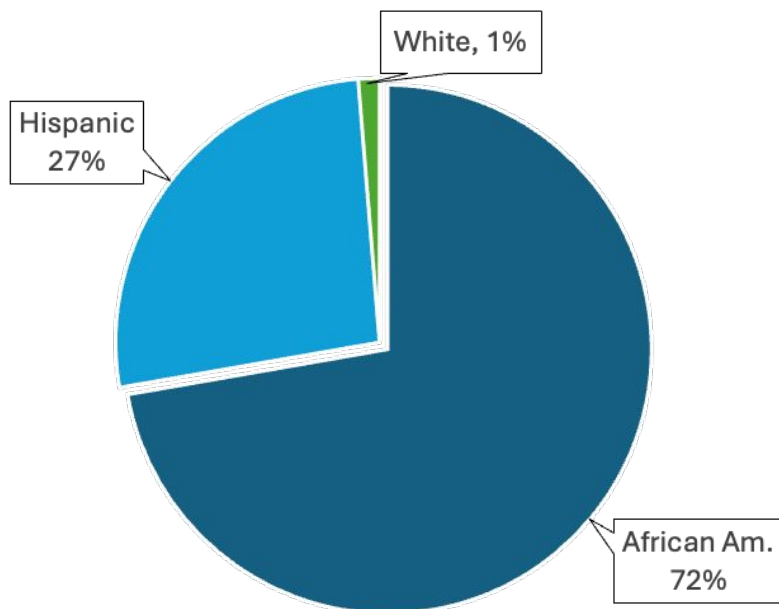
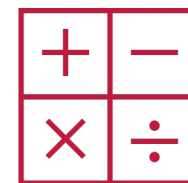


Crossland High School




1094
Enrollment



5.0%
Math Student Growth




87%
Attendance Rate



48.5%
English Language Arts Student Growth



75%
Graduation Rate



22.9%
English Learners Making Progress Towards Learning English

Students by the Numbers

832	FARMs/Economically Disadvantaged
147	Multilingual Learners
113	Students with Disabilities

Current partners engaged with the community...

25 Partners and Growing

- Share Food Network
- Parents Supporting Educational Excellence In Prince George's County, MD Inc.
- The Paige Group
- Health Links
- Bethany Christian Church



Who participated in our Assets and Needs Assessment?

362

Students

4

Families

44

Staff

0

Community Members

Crossland High Community School



Student Feedback

- Expanding opportunities for student input and leadership roles
- Increasing access to therapeutic and wellness outlets
- Strengthening school climate and culture through community-building efforts



Summarize Staff Feedback

- Offering more professional development aligned to staff needs
- Increasing in-classroom coaching and instructional support

What did we learn?



Family Feedback

- Enhancing communication channels between school and families
- Sharing timely updates on PTO meetings and volunteer opportunities
- Encouraging family involvement and advocacy across school initiatives



Community Feedback

- Building and strengthening partnerships with local organizations and businesses
- Creating more opportunities for mentorships, internships, and resource-sharing

Priorities and Opportunities

Rigorous, Community-Connected Classroom Instruction and Expanded, Enriched Learning Opportunities



Expand project-based learning, field trips, STEM clubs, and career-connected instruction. Increase awareness and access to AP, IB, dual enrollment, and after-school enrichment. Provide professional development on curriculum integration and community-based learning. Develop partnerships with local colleges, museums, and businesses for learning extensions.

Collaborative Leadership, Shared Power, and Voice



Create student advisory panels and participatory decision-making groups. Hold regular town halls, surveys, and planning sessions that include family input. Implement shared governance and ensure teacher input in school-level planning.

Integrated Systems of Support



Provide coordinated services at school sites and strengthen referrals. Increase support staff and streamline referral processes for services. Establish school-based liaisons to coordinate partner services.

Culture of Belonging, Safety, and Care



Implement restorative practices, peer mentoring, and student-led initiatives. Increase parent communication about behavior policies and climate surveys. Improve wellness supports and staff appreciation efforts. Partner with community organizations for SEL programming and mentorship.

Powerful Student and Family Engagement



- Immigrant and multilingual support organizations
- Faith-based institutions and community centers
- Radio stations and media outlets for multilingual outreach