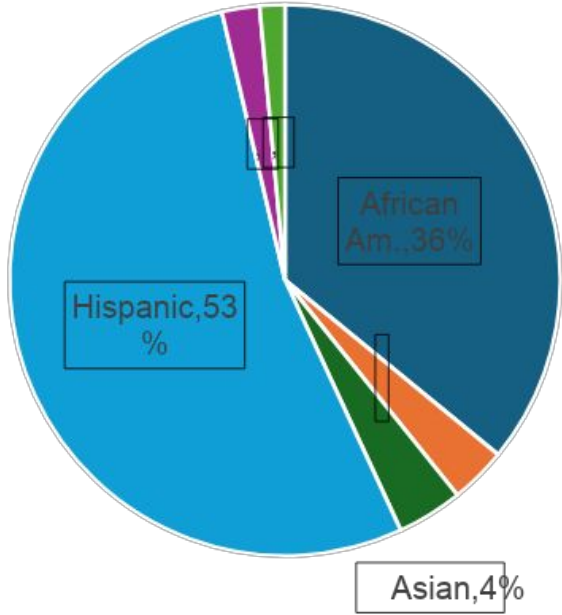
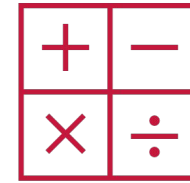


Cool Springs Elementary Community School




458
Enrollment



6.1%
Math Student Growth




N/A
Attendance Rate



17.7%
English Language Arts Student Growth



N/A
Graduation Rate



8.1%
English Learners Making Progress Towards Learning English

Students by the Numbers

0	ADA 504
437	FARMS/Economically Disadvantaged
358	Multilingual Learners
42	Students with Disabilities
10	Talented and Gifted Students

Current partners engaged with the community...

9 Partners and Growing

- Sonia Sotomayor Middle School
- Holy Trinity Church
- Capital Area Food Bank
- Nemas Gardens
- Becauseican
- Nemas Gardens
- Elliano Ellia



Cool Springs Elementary Community School



Who participated in our Assets and Needs Assessment?




Students



Families



Staff



Community Members

What did we learn?



Student Feedback

- Internet Access at Home: 93.1% of students and families reported being able to complete schoolwork at home using the internet.
- Perceived Connection to Real Life: Over 75% of families saw a connection between what students learn in school and real-life application.
- Engagement in Decision-Making: 84.9% of families believe students have some opportunity to participate in school decision-making.



Staff Feedback

- 57.1% of staff always feel like there's collaborative leadership, shared power and voice.
- 71.4% of staff feel like students always have access to expanded enriched learning opportunities.



Family Feedback

- Strong Engagement Preferences: Families showed a strong preference for personal communication—94.3% favored telephone calls and 60% preferred in-person contact.
- Access to Student Data: 74.3% said they can always check their student's grades, and 80% can always check attendance.



Community Feedback

More parent, student and community input on the program offered for the school community. This would include better small group and large group surveying and data collection.

Priorities and Opportunities

Rigorous, Community-Connected Classroom Instruction and Expanded, Enriched Learning Opportunities

Right now, we have not established relationships with our church partners to provide resources, opportunity to engage with parents and students in academic support and family home needs. We can also leverage local business owners to come in to read to students, participate in career day and volunteer opportunities.

Collaborative Leadership, Shared Power, and Voice

84.8% of families always feel like there's collaborative leadership, shared power and voice. Student voice groups

Integrated Systems of Support

33.3% of students feel like sometimes they are provided with integrated systems of support. Mental Health services for parents and families.

Culture of Belonging, Safety, and Care

Students voice small groups or after school clubs.

Powerful Student and Family Engagement

Parent Leadership group (PTO)