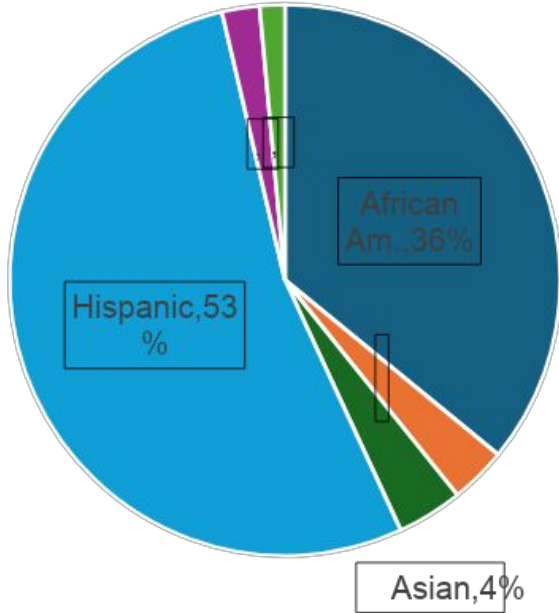




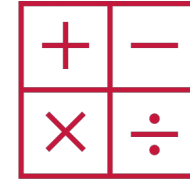
# BLADENSBURG HIGH SCHOOL

Home of the Mighty Mustangs

"A Journey to Excellence: Stronger. Higher. Better. Together!"




**2,114**  
Enrollment



**6.4%**  
Math Student Growth




**N/A**  
Attendance Rate



**51.4%**  
English Language Arts Student Growth



**N/A**  
Graduation Rate



**19.7%**  
English Learners Making Progress Towards Learning English

## Students by the Numbers

n/a	ADA 504
1451	FARMS/Economically Disadvantaged
917	Multilingual Learners
182	Students with Disabilities
n/a	Talented and Gifted Students

## Current partners engaged with the community...

### 25 Partners and Growing

- Bowie Produce
- Social Services Department
- End Time Harvest
- University of Maryland, College Park
- Hillside work Scholarship Connection



Who  
participated in  
our Assets and  
Needs  
Assessment?

64

Students

54

Families

TBD

Staff

TBD

Community  
Members

## What did we learn?



### Student Feedback

Students and families were surveyed on available support services and the ease with which they can access these supports. According to the respondents, a majority believe that they could sometimes or always access most of these supports.



### Staff Feedback

\*Staff input is TBD; it will be gathered through interviews, discussions, and Collaborative planning meetings.



### Family Feedback

7 Families took our survey in systems of supports.



### Community Feedback

\*Community input is TBD; it will be gathered through interviews, discussions, and Community School Steering Committee meetings.

## Priorities and Opportunities

Rigorous,  
Community-Connected  
Classroom Instruction and  
Expanded, Enriched  
Learning Opportunities



Students and families were surveyed on available support services and the ease with which they can access these supports. According to the respondents, a majority believe that they could sometimes or always access most of these supports.

Collaborative Leadership,  
Shared Power, and Voice



Does your school have a parent leadership organization (parent council, parent-teacher organization (PTO), etc.)?

Families School Staff

Yes 1 25.0% 16 51.6%

No 1 25.0% 4 12.9%

I don't know 2 50.0% 11 35.5%

How did you find out about the parent leadership organization at your school?

This does not apply. My school doesn't have a parent organization that I know of. 1 25.0%

I was invited by the organization to participate. 2 50.0%

I heard about it from other parents. 1 25.0%

I heard about it from teachers or other school staff. 1 25.0%

I heard about it on my own 0 0.0%

(Continued on next page)

# Priorities and Opportunities

## Integrated Systems of Support



All Participants = 201  
Students = 166  
Families = 7  
School Staff = 28

Seeing a doctor 21 10.4% 11 6.6% 3 42.9% 7 25.0%  
Seeing a dentist or orthodontist 20 10.0% 14 8.4% 3 42.9% 3 10.7%  
Vision problems or getting eyeglasses 16 8.0% 11 6.6% 2 28.6% 3 10.7%  
Hearing problems 8 4.0% 4 2.4% 1 14.3% 3 10.7%  
Emotional problems (feeling sad, worried, angry or scared), seeing a therapist or counselor

Avoiding harmful/illegal substances (drugs, alcohol and tobacco) 19 9.5% 3 1.8% 0 0.0% 16 57.1%  
Food insecurity 30 14.9% 11 6.6% 3 42.9% 16 57.1%  
Help getting clothing and/or shoes 12 6.0% 7 4.2% 1 14.3% 4 14.3%  
Help getting to and from school 18 9.0% 10 6.0% 1 14.3% 7 25.0%  
Help finding an after-school program or person to take care of young children 13 6.5% 5 3.0% 1 14.3% 7 25.0%  
Help for LGBTQ students 11 5.5% 6 3.6% 0 0.0% 5 17.9%  
Help for students in foster care 3 1.5% 1 .6% N/A N/A 2 7.1%  
Help for kids who do not feel safe at home

## Culture of Belonging, Safety, and Care



Students, families, and school staff were surveyed on Bladensburg HS's climate and culture . For the most part, all stakeholders hold positive perceptions of the climate and culture at Bladensburg HS. Still, there are areas where stakeholder groups differ in their perceptions.

## Powerful Student and Family Engagement



Students, families, and school staff were also surveyed on what they believed families at Bladensburg HS needed. Many students (55.9%) and families (63.2%) said that their families did not need anything on the list, while none of the responding school staff members felt the same way. English language instruction was the most often cited need for family members (16.9%).