



## **Prince George's County Public Schools**

### **Prototype Middle School Educational Specifications**



**Approved  
January 2015**

# Middle School Educational Specification Prototype

## Table of Contents

Purpose of the Educational Specification.....	1
Background.....	3
Vision for Middle Schools.....	4
General Planning Considerations.....	6
Educational Technology.....	10
Safety and Security.....	14
Sustainability Criteria.....	15
Capacity Calculation .....	21
Space Requirements Square Footage Tables .....	23
Academic Core Space.....	27
Administrative Space.....	43
Guidance/ Student Services Space .....	57
Health Suite Space .....	63
Maintenance & Custodial Space .....	69
Media Center Space.....	73
Performing Arts Space.....	85
Physical Education Space .....	95
Student Dining & Food Service Space.....	103
Visual Arts Space .....	111
Athletic Fields Space Specifications.....	115
APPENDIX A: Size Matrices .....	119
APPENDIX B: Phys Ed Guidelines .....	121
APPENDIX C: Special Education Regional.....	131

## Educational Specification Participants

The Project Planning Committee reviewed and revised the High School, Middle School and Elementary School Educational Specifications (Ed Specs) from July through November of 2014. The meetings occurred on July 17<sup>th</sup>, September 4<sup>th</sup>, October 2<sup>nd</sup>, and November 3<sup>rd</sup>. In addition, the group toured Oxon Hill HS on November 17<sup>th</sup> to compare it to the final draft of the Ed Spec. The final draft is the result of the participant's recommendations, suggestions, and guidance during the process of creating prototypical educational specification standards for all PGCPs high schools.

### Educational Specification Participants

Academic Programs	Dr. Kara Miley-Libby, Director
Administrative Spaces	Dr. Sito Narcisse
Athletics (Interscholastic)	Mr. Earl Hawkins, Director
Career Academies	Ms. Lateefah Durant/ Ms. Regina Garrett-Spruill/ Ms. Ashley Robinson-Spann
Creative Arts (Visual)	Ms. Elizabeth Stuart, Supervisor
Career and Technology Edu (CTE)	Ms. Pamela Smith
Curriculum & Instruction	Dr. Gladys Whitehead, Director
Early Childhood	Ms. Diane Bonanni
Environmental Literacy	Dr. Sylvester Conyers/James Roberson
ESOL	Ms. Alison Hanks-Sloan
Food and Nutrition Services	Ms. Joan Shorter
Health Education	Ms. Nana Donkor
Health Services	Ms. Karen Bates/ Ms. Pat Papa
Information Technology	Mr. Wesley Watts, Director/ Mr. Mark Turner
Instructional Technology Training	Ms. Lisa Spencer/ Mr. Hugh Jessell/ Ms. Barbara Liedahl
Maintenance/ Plant Operations	Mr. Carl Belcher, Director/ Mr. Sam Stefanelli
Mathematics	Ms. Stephanie McLeod (MS)/ Ms. Judith Russ (ES)
Media Center	Ms. Shari Blohm
Performing Arts/Drama	Ms. Anita Lambert, Coordinating Supervisor
Performing Arts/Music (Instrumental)	Mr. Lionel Harrell
Performing Arts/ Music (Vocal/ General)	Ms. Judith Hawkins
Physical Education	Ms. Amy Wiley
Pupil Accounting & School Boundaries	Mr. Johndel Jones-Brown, Director
Reading/Lang Arts.	Ms. Altramaz McQuaige
Safety Office	Mr. Vincent Curl
Science	Mr. Godfrey Rangasammy/ Ms. Lorrie Armfield
Security	Mr. Rex Barrett, Director/ Mr. Scott Bond
Senior Television Systems Eng.	Mr. Grant Kittleson
Special Education	Ms. Joan Rothgeb/ Mr. Scott Geist
Student Services/Counseling	Mr. Daryl Williams/ Ms. Oretha Bridgewaters
Telecommunications	Ms. Robin Evans/ Mr. Robert Antonetti
Visual Arts	Ms. Brenda Makle/ Ms. Patricia Payne
Textbooks	Mr. Jason Brutvan
Transportation	Ms. Lori Carter-Evans, Director

## Middle School Educational Specification Prototype

Capital Programs	Ms. Sarah Woodhead, Director/ Mr. Rupert McCave, CIP Officer
Capital Programs (Design)	Elijah Gross
Capital Programs (Planning)	Elizabeth Chaisson
Capital Programs (Project Management)	Andrew Onukwubiri

Consultant, McKissack & McKissack (Public Pathways), Ms. Deanna Newman

## **Purpose of the Educational Specifications**

Educational specifications serve as the link between the educational program and school facilities, whether contemplating a new building, or assessing the educational adequacy of an existing building prior to renovation. The purpose of educational specifications is to clearly describe the various learning activities to be housed in the school, their spatial requirements, appropriate locations within the building or the site and any special requirements that a designer or a facility planner would need to consider.

The development of educational specifications is more a process of pre-design problem definition than a process of problem solving. It is important that the educational specifications, as thoroughly as possible, describe the facility's anticipated uses and identify the specific physical characteristics that will be required to house and promote the proposed activities. The educational specifications should provide detailed parameters to guide the design professional's design, rather than describe how the facility is to be constructed.

The elements that all educational specifications should contain are fairly exact, however the processes used to develop the educational specifications and the manner in which the information is presented may vary. These differences in the development and presentation of the educational specifications can be attributed to a number of factors including, variations in community involvement, educational programs, and school sizes.

It is important that all educational specifications attempt to:

- Involve educators and community representatives in the definition of educational needs;
- Enable school planners to better understand the purposes of the facility;
- Help the designers to create a building that fits the educational program and needs of the building occupants or users, and;
- Eliminate oversights that are expensive to correct once construction is complete.

A well-prepared educational specification is an integral part in the creation of a building that enhances the learning environment, accommodates learning activities, and provides pleasant surroundings for occupants and visitors. A poorly developed educational specification generally results in a mediocre facility, or one that is marginally functional for education.

## **The Process for Developing the Educational Specifications**

Facility programming, through the process of educational specification development, precedes the traditional architectural design phase in the building delivery process. The primary resources for this programming task are the building occupants or users. It is their objectives and needs that the planning team utilizes to shape the educational specifications. The ultimate success of a school capital project rests on the effective communication between those who design and those who will use the built environment. The educational specifications are the communication tool that must bridge the gap between the building's designers, educational planners, and final occupants.

There are several steps in the planning of a capital project that precede the development of the education specification to set parameters and define the scope.

## Purpose

---

- Programmatic vision for what will be taught and how it will be taught including educationally specific descriptions
- Creation of an 'educational specification prototype' or design standards to provide continuity and equity across all comprehensive PGCPs schools
- Demographic analysis to confirm future capacity and thus future scopes
- Prioritization and timetable for accomplishing the capital program

After the scope and parameters for a project are identified, the next step in the educational specification process is to establish a school building planning team or committee. The planning team should be kept small enough so that it can function as a group and not become unwieldy, yet the planning team should be large enough to include a cross section of students, teachers, administrators, parents, and community members. A team of 8 to 20 members is probably sufficient for the task, however this may vary within each community. Team members should have the interest and desire to be involved in the planning of the school project and should have a stake in the outcome.

The planning team will be required to formulate, organize and prioritize all ideas and input regarding what the school should be. They will serve as the impetus in the collection of information, as a review body of what is proposed, and as a communicator regarding the educational specification effort with the school staff, the student body, and the community. It is essential that people who are going to work in the facility (building principal if known, teachers, maintenance and custodial support staff, and students), if not serving on the committee, be invited to provide input in the process that shapes the facility. These are the people who will spend the bulk of their time in the facility after it is constructed.

The team will be involved through the design process and work with the architects to translate the educational specification into drawings and eventually into the school facility they had envisioned.

*Prototypical information to be included in each school building site description:*

**Background**

**Site specific**

**History**

**Site specific**

**Demographics**

**Site specific**

**Project Scope**

**Site specific**

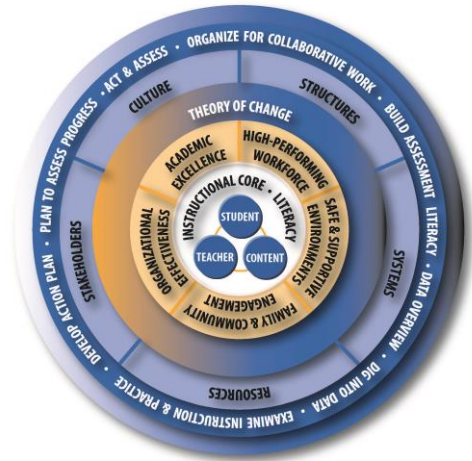
**Vision**

**Vision for Middle Schools**

Prince Georges County Public Schools (PGCPS) believes that middle grades learners (6-8 grades) are developmentally diverse with unique needs related to their intellectual, physical, emotional/psychological and social development. Meeting the needs of these students for academic achievement, personal development and transitioning from childhood to adolescence is of paramount importance for the success of the individual, the well-being of our communities, and the pre-eminence of our nation. The educational program for the middle grades is of such importance that it warrants the use of extensive resources extending beyond the school into the local, national, and world communities.

The middle school is a COMMUNITY OF LEARNING, which is characterized by:

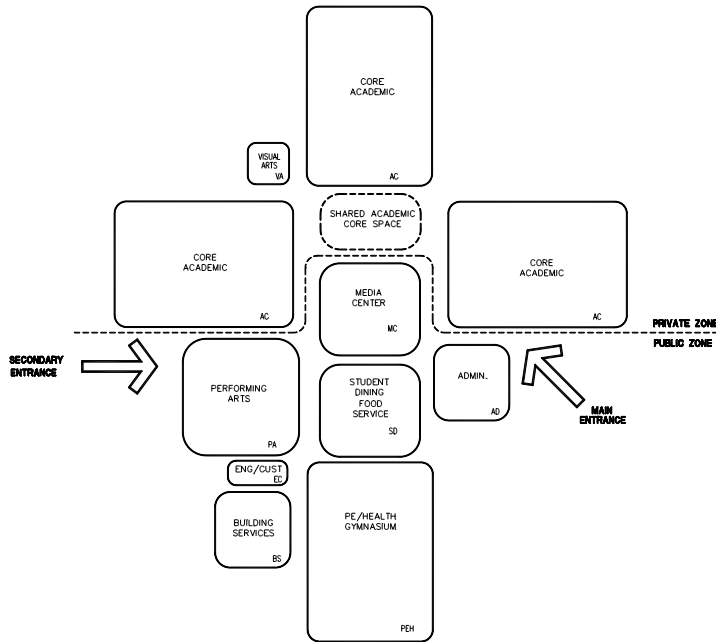
- Close, trusting relationships among adults and students, which create a climate for the students' personal growth and intellectual development.
- Student mastery of the knowledge and skills associated with the various disciplines of the curriculum.
- Student proficiency in the thinking skills and processes associated with critical analysis and creativity.
- Teacher collaboration in making linkages across the curriculum and in meeting unique needs of individuals, and groups of students.
- Teachers and other instructional leaders having the freedom and expertise to adjust instruction as necessary to enhance student learning.
- Students' and staff members' health and fitness facilitating successful teaching, learning, and personal development.
- Teachers and students having access to the resources of the school, local, and world communities in learning activities.
- Parent and community volunteers assisting with and supporting teaching and learning at school.
- Extensive use of instructional technology to facilitate learning.
- Collaboration and cooperation among students in learning.
- Opportunities for students to explore and develop interests, knowledge and abilities related to the arts, technology, and family and independent living.
- Feelings of comfort, safety, and orderliness by students and adults in the school environment.
- High expectations of performance and behavior for all involved in supporting the teaching and learning process.
- Healthy, sustainable supportive environment.





**The Learning Community School**

Prince Georges County Public Schools is encouraging all middle schools to create small learning communities comprised of grade level teams. Small communities facilitate a variety of instructional strategies and provide a learning environment which is characterized by flexibility, a sense of community for the students and teachers, and a safe, well-supervised environment. Teachers will have the option and flexibility within a team to create and organize learning environments that work for students and their learning styles.



Academic teams should be located in the quiet areas of the building. Corridors should be short and multi-use, offering opportunities for informal learning and student interaction. Students should be able to interact with a common core of adults for most of their school day.

Electives, the media commons, physical education and dining should be centrally located. Noisier areas should be grouped near the parking and public areas and allow for after-hours access. Diagram A

shows a typical bubble design based on the learning community concept.

It is understood that many projects will be the modernization of an older building and that this clear definition of spaces will be difficult to recreate. The architects can substitute color, patterns and other design solutions to create a sense of place.

Characteristics of the small learning communities would include:

- One or more grade level teams with core academics classrooms (Reading/Language Arts, Math, Social Studies, Science)
- Classrooms for students with special needs
- Small group resource rooms for instruction
- Offices for support staff
- Teacher Support rooms and storage
- Student storage
- Bathrooms for students and adults
- Collaborative Learning Areas (from small alcoves for individual or small groups to larger presentation or listening areas)
- Outdoor learning areas

## General Planning Considerations

---

### General Planning Considerations

#### Administration/Student Services

From the parking and walking access areas, all visitors should be able to identify a 'single point of entry' to the school. Immediately upon entry, universal signage and visual cues should guide parents to a spacious, welcoming area with seating and access to the main office staff. If feasible, visitors should be required to enter the welcome center before proceeding into the rest of the school.

Registration and family services should be located near the main office. The other administrative offices and guidance services may be decentralized to increase security and supervision throughout the campus.

#### Cafeteria

The cafeteria and serving lines should be well lit with natural and artificial light. The ceiling height should be balanced with the overall volume and treated acoustically. A variety of seating options, including outside seating, is desirable. Electrical outlets for charging mobile devices are also desirable.

This area will be used for student dining, group activities, and community meetings. It is proposed through creative design that this area will effectively house multiple functions.

- A movable wall will allow for multiple functions, and in large schools allow for smaller student groupings at lunchtime.
- At least 2 permanently mounted, white boards and electrical outlets for mobile projectors would support 'break-out' discussions
- Wireless access points and wall outlets need to be sufficient to support on-line testing if needed. Wireless capacity should match, or be greater than, room capacity.

#### Community Use

It is assumed that the community will use the building for recreation, meetings and educational functions. Security during these times is important. The architect will zone the building for flexible after-hours use, and note both active and passive security measures.

#### Corridors and Commons Spaces

The front entry lobby should be welcoming and inviting for students, staff, and visitors. A display monitor should be provided in the lobby and additional display systems should be provided for 2-dimensional and 3-dimensional student work and awards. Finishes should be durable and easy to maintain. Colors, artificial lighting, and natural daylighting should be managed artfully.

Minimize long low-lit hallways lined with classroom doors. Consider informal learning/ collaborative areas for pull-out and views to the outside. Transparency from the classrooms into the hallways will increase supervision and encourage use of the space for learning.

Display Case - A built-in recessed display case with 'tackable' backboard and controlled recessed lights shall be located in the entrance foyer, music area, art area, media center, and at the entrance to each team or grade level area. Provide safety glass.

Sustainable Water Coolers should include reusable bottle fill-up options.

---

## General Planning Considerations

### Furniture & Equipment

Classroom activities vary in terms of grouping and orientation; therefore, the furniture should be flexible to accommodate a variety of classroom formats for both individual and group activities. Teachers and students should have storage space for personal belongings, papers, books, supplies, and teaching materials. To the extent possible, movable furnishings will be used, rather than fixed casework, to provide flexibility for future reconfiguration.

Student desks and chairs should encourage rearrangement. Class sizes vary from 15:1 in co-taught and intensive level classes to 32:1 in some classrooms. PGCPs requires a larger classroom than has traditionally been designed to support larger classes and flexible arrangements. Alternative seating options will be considered for comfort, mobility, and/or compatibility.

### Handicapped Accessibility

The entire facility will be accessible for students, staff, and visitors. This will be accomplished through judicious use of ramping and elevators with sufficient internal clearances for circulation, convenient bus/van loading and unloading, and nearby handicapped parking spaces. All elements of the Americans with Disabilities Act must be complied with, including 'wayfinding' and signage, appropriate use of textures, and universal accessibility of all indoor and outdoor school facilities.

### Media Center

School libraries are changing from being quiet book-lined spaces for research and contemplation to multi-media, interactive studios for social collaboration for faculty and students. It is one of the largest most flexible areas in the school, transforming itself from dozens of varied self-directed activities to a large group meeting and presentation space in a matter of minutes.

Often part of school commons, new media centers are more than 50 percent digital and offer both learning areas as well as production areas. The ideal media 'commons' might move from noisy to quiet - through a 'café' and mobile computing environment, to small group study areas, to individual study carrels or an on-line learning room. Visual access and varied seating is important to create a transparent and inviting culture.

On-line and independent learning applications are some of many new learning paths that schools are embracing. Virtual schools and 'blended learning' models are successfully reaching some students who need to learn at their own pace. As part of the media commons, the on-line learning center will have access to a variety of resources and expertise.

### Site

(more specifics listed under Safety and Security and Sustainability Considerations)

School sites shall have perimeter security fencing preventing access to walkways and courtyards when facility is not occupied, but allow for public use of exterior athletic facilities. Design exterior doors to prevent unauthorized entry by minimizing key locks and hardware on doors which would not be used for the purpose of entry but are installed for emergency egress.

A flag pole and electronic marquee will be installed in the front of the school.

Consider the entire school grounds as a teaching opportunity, with a central space as the 'outdoor learning area or classroom'. An ideal location for garden plots would be to the south of the school.

## General Planning Considerations

---

### Special Education

PGCPS offers a continuum of services to students with special needs. To the extent possible students are educated in their home school using co-teaching, occasional 'pull-out' focused on intervention, or self-contained classroom settings. The number of students and range of teaching options may vary from year to year and all classrooms should be designed to accommodate all students regardless of their disabilities.

Special education facilities will be integrated throughout the school to support the concepts of inclusion and the specialized requirements for the students. Special attention will be given to accessibility of all facilities and an integrated learning program.

Occasionally, a regional program for students with more intensive needs will be located at a neighborhood school. See Appendix C for details and specifications of the High School Regional Special Education program.

### Traffic and Circulation

The site circulation will be organized for safety and efficiency. This will be accomplished through careful separation of vehicular and pedestrian traffic. School bus loading and unloading areas should be separated from parent drop-off areas and from staff and student parking.

All areas should be clearly identified. It is best to use signage, curb striping and other pavement markings to direct parent pick-up/drop-off lanes and to prohibit unauthorized vehicles from entering the school bus loops. Signage and bumpers for parking spaces shall be provided by the contractor.

Non-bus riders who walk and/or bike to school need to be isolated from all types of vehicular traffic and provided adequate pathways to and from the school building. Bike racks should be provided to make it feasible for students to bike to school.

Adequate space is needed to load and unload students who have physical disabilities. If possible, identify a school bus loading and unloading area closest to a door that is accessible for students who have physical disabilities to reduce the distance from the school building to the bus.

Design bus loops to accommodate both immediate and future needs to allow for expansion of programs and an increase in bus ridership that will result in more buses.

Sufficient stacking space will be provided to prevent congestion of busy streets.

The following traffic-related activities occur on the school site: (*Prototypical information to be included in each school building site description*)

- A. Approximately, \_\_\_\_ school buses will enter and exit the site at the beginning and end of each school day.
- B. Approximately, \_\_\_\_ staff will enter and exit the site daily.
- C. Service and visitor (\_\_\_\_ spaces) vehicles will enter and exit the site daily.

### Visual Arts and Performing Arts

The art and music classrooms will be shared by all grade levels for general class and small group instruction. The location and access to these rooms should promote orderly transitions.

---

## **General Planning Considerations**

If possible, the music suite will be located near the performance area. Unless a separate auditorium already exists, the performance space seating area for middle school will be co-located with the multi-purpose/dining. This space should be able to seat 50% of the student population for a performance. The architect should consider acoustics, viewing site lines, and the logistical challenges of student performances early in the design process to ensure that these two functions can operate with minimal compromises.

The art classroom should preferably be on the ground floor with an optimal north light orientation. An outside patio and seating area will offer additional work, display, and performance opportunities.

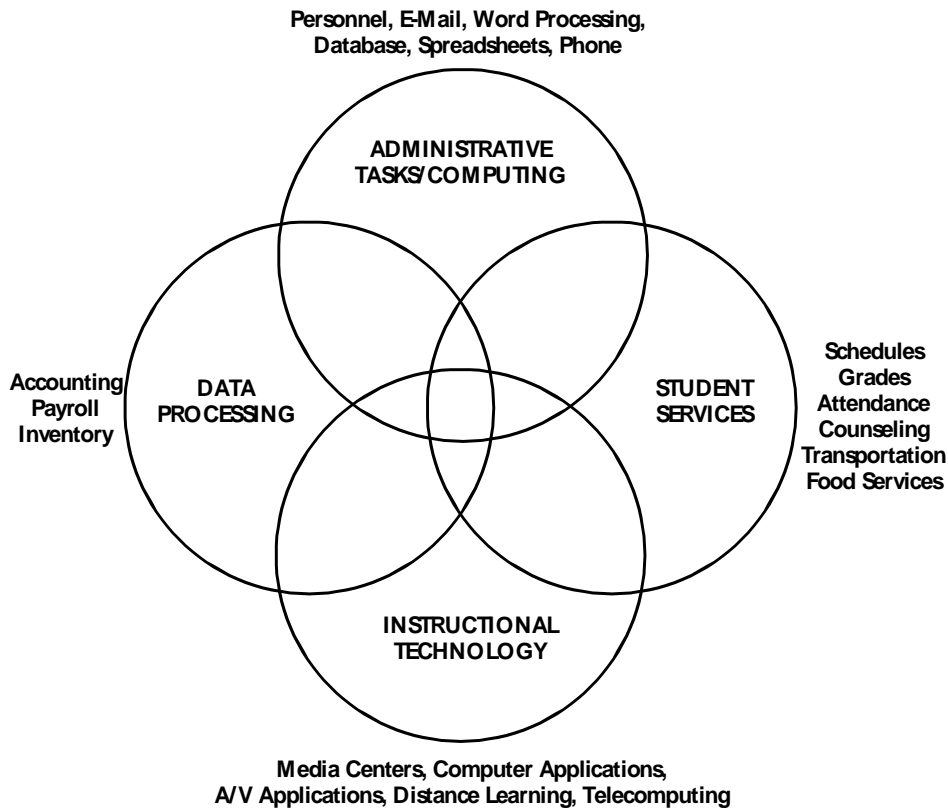
## Educational Technology

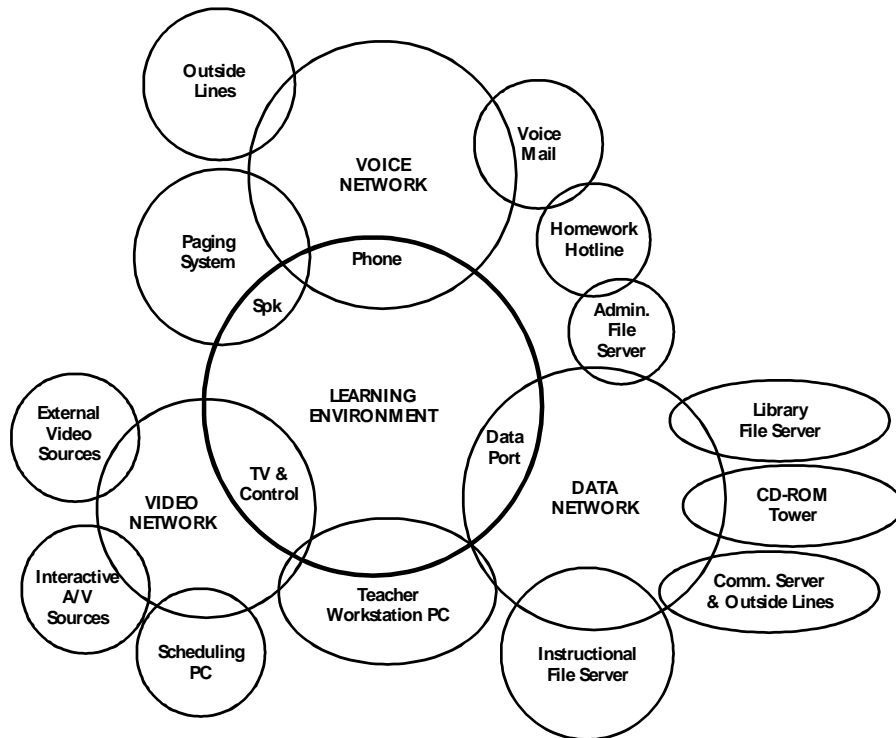
---

### Educational Technology

The implementation of a voice, data, and video telecommunications system throughout schools is standard across the country. Appropriate and strategically designed and installed technology greatly enhances the teaching and learning of basic skills and positions a school to take advantage of technological developments in the future. All classrooms should be multi-use/multi-purpose with invisible technological support. There should be a seamless web of technology to support the classroom management between administration, teachers, students, and the home. As home and business worlds move into higher levels of technological applications, it is critical for schools to be able to integrate technology into the teaching and learning processes.

Technology has four primary applications within the school environment. These applications have the potential for a positive impact on every aspect of the educational processes found in schools. Diagram C provides a visual of how the four primary applications interface with each other and some examples of educational applications in each area.





A good technology network can support multiple instructional designs:

**Whole Group Instruction (20-30 students)**

This includes the use of interactive boards/walls, LCD displays, video stills, and various forms of computer display techniques. For the near future, laptop computers, tablets and handheld devices will be the tools in the classroom and need to be secured and charged nightly.

**Small Group Instruction (6-8 students)**

This includes areas in the classroom and in shared common spaces where a teacher or another resource person can work with groups of 6-8 students. The technology is essentially the same as whole group instruction technology, the only difference being the size of the groups.

**Individualized Instruction (1-2 students)**

This is primarily a computer-based instruction design where students interact with a computer workstation. As all forms of technology become more and more digitized, it is envisioned that these will become multimedia workstations that integrate voice, video, and data formats.

In the future, it is likely that most end-user devices will be portable. The implications of an all mobile computing environment should be envisioned today to insure that schools are prepared for the wireless and electrical demands of the near future.

## Educational Technology

---

### Technology goal in the building:

**Voice:** Telephone (IP) and voice communications in every classroom and throughout the entire building as well as to other persons in the school system and external resources including parents and community members.

**Data:** Wireless data retrieval capabilities in every classroom and throughout the entire building as well as network capabilities district-wide and to other external databases.

**Video:** Video distribution in every classroom and throughout the entire building with interactive video capabilities to support whole and small group instruction, distance learning, and providing access to a wide range of internal and external resources. Appropriate school-wide infrastructure is needed.

### All Teaching Stations

Each learning studio (classroom, lab, resource room, conference room) will be equipped for multimedia presentation. The choice of equipment will be determined one year prior to school opening and will represent the best available teaching and learning tools at that moment.

**Currently:** PGCPS is installing interactive white boards (SMART Boards) with short throw projectors mounted just above the center of the writing board.

**Alternatively:** Ceiling mounted digital or LCD short throw projectors and wall mounted screens may be provided in each classroom. Multimedia sources such as PC, document camera, teacher audio assist, video tape decks; DVD and HDTV are connected to it. The teacher can select sources for display on an as-needed basis using remote control.

All playback devices and accessories in classrooms are placed in a lockable A/V cart situated near teacher's desk. All devices are permanently connected to the display panel and the teacher can control the operation by remote control at the desk.

Current standards require the following minimum number of outlets in a typical classroom or instructional area:

- One (1) outlet for control of the classroom projector/interactive board
- One (1) outlet for telephone at the teacher station
- One (1) outlet for the intercom system
- Two (2) outlets at the teacher station for a teacher's computing device and accessory
- Two (2) outlets for wireless network
- Four (4) outlets for student use

Twenty (20) ampere circuit, or additional as required, to support computers, printer, and typical classroom equipment shall be in each classroom. Electrical outlets shall be at six feet (6') on center. In standard classroom they shall be paired with four data outlets around the room, not including the teacher station outlet.

Every classroom will be wired for teacher audio enhancement and the audio system should be integrated into the intercom system. Research into this cutting-edge technology suggests that student learning can improve in classrooms where the teacher's voice is amplified and the classroom acoustics are designed to support voice clarity. Teachers in class rooms shall be provided with a directional wireless head worn microphone (Transmitter/Receiver) to ensure adequate



---

## **Educational Technology**

audibility and intelligibility. A hand held/desk top microphone is provided for student participation. The mixed sound will be amplified and sent through the speakers (preferably ceiling mounted).

Conference Room Technology – All administrative conference rooms will have on-table computer connections to a video display screen and be internet capable.

Recharging stations - Opportunities to plug in user devices should be intentionally installed in the cafeteria, informal learning alcoves, media center, outdoor learning areas, etc.

### **Communication System**

A two-way voice communication system shall be installed that will provide communication between the administrative area and each teaching station or support area, with a telephone in every room. This same system should have the potential to carry an auditory signal automatically controlled and located in the administrative area. Provision should be made for these signals to reach all teaching and support areas including the outdoor activity area. The public address system shall be integrated with the telephone system with a Call Back (CB) feature from the classrooms and support areas to the main office.

The telephone company will bring fiber cable to the building with wide area network connection.

**Currently:** Cable TV with a closed TV system is installed in each instructional area and conference rooms.

**In the future:** Video signals may be carried over IP from any internet able device. When that occurs, cable will still be needed in the gymnasium, auditorium, and main office for emergency broadcasts.

### **Head End (Telecom) Room**

A central wiring closet will be located in the Media Center and house all POE (Power over Ethernet switches) to support phones, wireless access points, and video cameras. It will also house the central server, PA system, telephone, television, and technology wiring, with shelves for networking hubs, switch, UPS, file server, etc.

See individual space descriptions for special technology needs.

## **Safety and Security**

---

### **Safety and Security**

PGCPS wants to maintain an inviting and de-institutionalized environment, while simultaneously providing a safe environment for students, staff, and community members, who use the facility and adjacent support services. The organization of a building will have a major impact on student behavior and safety concerns. Building security can be addressed in an active or a passive manner. Active security is based on security systems; passive security is based on program design, building configuration, and community participation. Schools should be based on passive concepts with applied active concepts where necessary.

#### **Building Layout**

- Avoid blind spots, corners, and cubby holes
- Design toilets to balance the need for privacy with the ability to supervise
- Develop spatial relationships that are natural transitions from one location to another
- Locate administrative and teacher preparation with good visual contact of major circulation areas (i.e., corridors, cafeteria, bus drop-off, parking)
- Locate areas likely to have significant community use close to parking and with zoned access

#### **Egress and Life Safety**

- All doors into classrooms, offices and support areas must have a clear safety glass window with blinds for control of views into the classroom; doors should be able to lock from the inside allowing the ability to shelter in place
- Door bells should be installed at the main and kitchen entrances
- Emergency generator capability, where appropriate, in compliance with MEMA regulations
- Outside lock box for police and fire departments to be provided. (Knox Box system)

#### **Types of Building Materials**

- Incorporate pitched roofs which inhibit roof entry and are aesthetically pleasing
- Install non-slip floors at point of entry
- Limit size of windows – use multiple smaller windows rather than one large window
- Use durable wall surfaces that are easy to clean so graffiti can be removed

#### **Uses of Technology**

- At least 1 electronic key entry into the building
- Building-wide all-call designed to be heard throughout the school and on the play fields
- Key systems that track users
- Motion or infra-red detectors, which can also be configured to conserve lighting costs
- Phones in every instructional and support area
- Video cameras both inside and outside of the building

#### **Vehicular and Pedestrian Traffic/Landscaping**

- Provide security lighting around building and parking lots with photocell timer with on/off
- Separate student (pedestrian) traffic flow
- Use aesthetically pleasing fencing around perimeter of the building
- Use high trees and low bushes (clear view between 3 to 6 feet high) to deter hiding

## **Sustainability Criteria**

### **Energy and Environmental Design**

Prince George's County Public Schools PGCPSS has adopted the Prince George's County's, Go Green Initiative Executive Order 22-2007, which was approved in October 2007, and The High Performance Building Act of 2008, which was passed in the 2008 General Assembly session, requiring all new schools achieve a rating of Leadership in Energy and Environmental Design (LEED) Silver or equivalent from a nationally recognized accreditation entity. Under the 2009 LEED for Schools New Construction and Major Renovation, PGCPSS has set a goal to achieve LEED Gold certification on all new schools. In 2009, PGCPSS received LEED Gold certification for the Vansville Elementary School, and in 2010, received LEED Gold certification for the Barack Obama Elementary School. There are currently ten school projects that are registered with the U.S. Green Building Council to achieve LEED certification. A few of the 'GREEN' Initiatives are as follows:

#### **Architectural Design:**

- Architectural shade overhangs on west and south windows
- Clerestory windows and a classroom natural ventilation strategy
- Entrance canopy shades on windows
- Natural daylight in the entry hall

#### **Alternative Energy Use:**

- Geothermal mechanical systems have been adopted for all school projects

#### **Energy:**

- Fundamental and Enhanced commissioning of the building energy systems to include heating, ventilating, air conditioning, and refrigeration (HVAC-R) systems (mechanical and passive) and associated controls
- Lighting and day lighting controls
- Maximize use of natural day lighting in teaching areas
- Provide excellent indoor air quality (IAQ)
- Reducing Heat Island Effect at the roof level (green roof) and at the site grade level
- Renewable energy systems (wind, solar, photovoltaics, etc.)
- White Energy Star compliant roof for all projects
- Whole Building Energy Simulation
- Zero use of chlorofluorocarbon (CFC)-based refrigerants in new building HVAC-R systems

#### **Environmental Site Design:**

- Locating the buildings on site to maximize the open space for athletic play fields
- Minimizing the building footprint on the site, by building two or more stories
- Preferred parking will be provided for low-emitting and fuel efficient hybrid vehicles
- The use of any available natural woodlands on site for environmental classrooms or outdoor studies (Dr. Henry A. Wise, Jr. HS; Mary Harris "Mother" Jones ES, Future design for Fairmont Heights HS Replacement)
- The use of vegetated landscape on 50% or more of the open space

#### **Construction Waste:**

- Recycle construction and demolition waste

## Sustainability Criteria

---

### Education:

- A "School Yard Habitat" for planting
- An outdoor teaching classroom adjacent to the science classroom
- Green Building Curriculum
- School as a teaching tool by making "GREEN" building features as visible as possible

### Maintenance and Housekeeping:

- Entrance Lobby Walk-Off mats
- Green Housekeeping

### Materials and Resource:

- GREEN Guard certified furniture for the classrooms
- Select environmentally preferred building materials
- Utilizing materials from within 500 miles from the site

### Recycling Initiative:

- Providing a room in each facility for storage and collection of recyclables

### Water Efficiency and Conservation:

- Dual-flush water closets in all restrooms and toilets
- Low-flow lavatories in all restrooms and toilets
- Low-flow plumbing fixtures
- Low-flow shower heads
- Low-flow sinks in the classrooms
- No landscape irrigation.
- Use of drought tolerant, low maintenance native and adaptive plant species
- Waterless urinals

## Environmental Performance

Scientists who study the "neuroscience of learning" are finding that certain lighting, acoustics, and spatial relationships support or hinder the learning process. Researchers have presented findings that link measurable outcomes such as student attendance, academic performance, faculty retention, and disciplinary actions.

### Acoustics

Research links the importance of maintaining appropriate acoustic conditions for student learning. This relates to noise from external sources and reverberation in the classroom and is linked to academic achievement, behavior, attention, and academic concentration. Classroom design parameters are generally accepted as outlined.

**Goal:** Limiting reverberation and background noise and improving sound isolation.

**Sustainability Criteria**

	<b>DESIGN PARAMETERS</b>	<b>PARAMETER NOTES</b>
1) Reverberation	.6 per second	ANSI S12.60
2) Background Noise	35 dBA	LEED
3) Sound Isolation	STC 50 between Classrooms	

**Environmental / Air Quality**

According to the U.S. Center for Disease Control and Prevention, American children miss approximately fourteen million school days each year due to asthma. Controlling environmental factors such as dust, pollen, and carbon monoxide could help prevent more than 65 percent of asthma cases of elementary school-age students according to the American Journal of Respiratory and Critical Care Medicine. The following classroom design parameters should be considered when modernizing a school facility. (Note: where more recent U.S. Environmental Protection Agency (EPA) & American Society of Heating, Refrigerating, and Air-Conditioning Engineers (ASHRAE) parameters must follow recent updates.)

**Goal:** To ensure comfortable rooms, address temperature control, ventilation, and air filtration.

	<b>DESIGN PARAMETERS</b>	<b>PARAMETER NOTES</b>
1) Winter Temperature	68.5 to 75.5 degrees	EPA & ASHRAE 55-04
Summer Temperature	74 to 80 degrees	
2) Humidity	30 % to 60% relative humidity	EPA & ASHRAE 55-04
3) Air Changes	6-10 per hour minimum	ASHRAE
4) Outdoor Air Ventilation	10CFM per person minimum	Plus 0.12 per SF of area
5) Air Filtration	MERV 13	LEED

**Ergonomics**

A 2007 study compared adjustable furniture in schools to traditional fixed furniture. Students using adjustable furniture were found to have higher grades than those in the control group using traditional school furniture. Characteristics of furniture that promote good posture should be considered as well as adjustable desks and chairs to allow students of varying sizes and body types to improve their comfort levels when sitting for long periods of time.

**Goal:** Provide comfortable, mobile, and durable furniture for students and teachers. Consider a variety of seating options.

**Note:** All furniture and equipment shall meet the GREEN USGBC LEED requirements for new schools and major renovations.

**Sustainability Criteria** 

---

**Lighting Quality**

The Heschong Mahone Group found statistical correlations between the amount of daylight in an elementary school classroom and the performance of students on standardized math and reading tests in 1999. Since then, case studies and further research have supported this finding and the educational facility planning community has generally accepted the following classroom design parameters.

**Goal:** Improve natural and artificial lighting in classrooms.

	<b>DESIGN PARAMETERS</b>	<b>PARAMETER NOTES</b>
1)	Controlled Natural Lighting (Glazing)	10 - 12% of floor S.F.
		LEED & Green Globe
2)	Artificial Light	35-50 Foot-candles
		IES

## **Outdoor Environmental Classroom**

**Connection to the Overall School Site:** The outdoor classroom learning area, should be clearly defined, but with a possibility for expansion of activities beyond into garden plots nearby. The outdoor classroom should be in a controlled and secure location but not isolated from view. The exit from the school should be accessible by all classes, e.g., not through a doorway in a particular classroom. The location should capitalize on any site features. For instance, create a clear connection to an on-site stream.

**Accessibility:** The pathway connecting the school, outdoor classroom, and any specifically programmed teaching areas associated with the classroom shall be clearly delineated and constructed of a solid material. All outdoor areas should be fully accessible to students of different mobility. For instance, at least some garden beds should be raised 18"-24" to be easily access from a wheelchair (if garden beds are built). Refer to the current ADA standards for minimum design requirements in this capacity. Apply these standards to any student garden areas, or other programmatic spaces associated with the outdoor classroom, as well.

**Layout:** Provide a station for the teacher to work from where he/she can see each student. Seating can be either fixed or flexible, depending on the site, but should accommodate up to 35 students. Orientation of the teacher and students should be along a north/south axis, so neither is looking into the sun during instruction times.

**Maintenance:** The outdoor classroom should be designed to be low maintenance and a specific maintenance plan should be written for each site's outdoor classroom. The school maintenance supervisor should be made aware of any special aspects and confident in his/her ability to care for the space.

**Materials:** The outdoor classroom should be built with natural materials like wood or stone. Limit the use of concrete and even then only in high traffic areas, for example the walkway connecting the school and the outdoor classroom. Consider the albedo (reflectivity) of materials used, since glare can hinder the students' ability to focus. Permeable paving of any material is encouraged, including pervious concrete.

**Plants:** When choosing plant material, preference should be given to native shade trees and low maintenance shrubs. Plant material should be chosen based on each specific site conditions. Chose plant species based on how the mature size would fit into the landscape. Also, plants should be chosen with all 4 seasons in mind. When choosing plant material for the school site, use a variety of species as appropriate. The visual unity of the site is important, but a variety of species is also valuable in terms of biodiversity, sustainability, and it also provides the opportunity for a school arboretum.

### **Potential Site Elements:**

- Composting area
- Greenhouse
- Interactive water and energy usage learning station
- Managed meadow
- Pollinator garden, with space and paths for students to get in and investigate
- Rain garden
- School arboretum
- Vegetable/community garden plots/raised beds

## Sustainability Criteria

---

- Wi-Fi access

### Required Site Elements:

- Electrical access
- Exterior water hose hook up
- Point of access for larger vehicles/supplies
- Seating
- Shade, either by a shade structure or by trees
- Stocked tool shed

**Signage:** Interpretive signage should be incorporated into the outdoor classroom, as well as the whole school site, as much as possible. Possible features that could have interpretive signage include, but are not limited to, native plants that attract beneficial insects, or a managed meadow, or a piece of public art, or a particular feature of the building, or whatever other interesting features get incorporated. Signs could be written in multiple languages.

**Solar aspect/shade:** The teaching area should be shaded, but the nearby areas for potential expansion with garden plots should receive 6-8 hours of sunshine a day. Ultimately an ideal location for garden plots would be to the south of the school with some accommodations made to shade the nearby classroom either with a structure or trees.

**Visibility/Safety:** There should be clearly defined edges to the outdoor classroom and a fence may be preferable, depending on the neighborhood context of the school. Within the space there should be clear lines of sight throughout with no potential hiding spaces. What is going on within the classroom should also be visible from points within the school (i.e, windows in nearby classrooms).



**Capacity Calculation**

PGCPS has established a minimum and maximum size for middle schools of 600 and 1200 respectively. This prototype outlines the requirements for a 1200 student school. Appendix A is a matrix to adjust the prototype for smaller capacities.

Table 1 shows the breakout of classrooms by subject area and the associated State Rated Capacity (SRC). Based on scheduling data, average class sizes vary from 20 in the reading language arts rooms to over 30 in the electives. Further analysis may determine that PGCPS funds a smaller class size in the middle schools than the state formula anticipates, therefore overestimating the actual capacity.

The SRC assumes that classrooms will be used 85% of the school day. In most PGCPS schools, classrooms are used 70% of the day because they are not usually shared by other teachers. This is a practice and not a PGCPS policy.

The 1200 student middle school is designed around 3 teams per grade - each with approximately 135 students. The core classes include reading language arts, math, social studies, and science. It is common to have double periods of language arts and/or intensive level classes with smaller class sizes. The number of world language, reading, or other electives varies from school to school and will be identified during the development of a site specific educational specification.

**STATE RATED CAPACITY SUMMARY**

	<b># of Rooms</b>	<b># Students/ Room</b>	<b>Capacity</b>
Academic Classrooms/Skills Labs (Reading Language Arts 9; Math 9; Social Studies 9; Other 5*; Health 2)	34	25	850
Intensive/Co-teaching/ Alternative Programming Studios (in core subjects)	6	15	90
PE/Gym	2	25	50
Performing Art (Band/ Chorus/ Dance)	3	25-50	75
Science Lab	9	25	225
Special Education/ Self-contained Classrooms	3	10-15	30
STEAM Lab/Family and Consumer Science (FACS)	2	25	50
Visual Arts	2	25	50
<b>Total</b>	<b>61</b>		<b>1420</b>
<b>Total at 85% (SRC)</b>			<b>1207</b>

\* World language, additional language arts or math, ESL, AVID

**Capacity Calculation**

---

**Space Requirements Square Footage Tables**

**Space Requirements Summary**

Base Required Space	Square Footage
Academic/Science	63,085
Administrative/ Guidance/ Health	7,345
Maintenance & Custodial Services	1,350
Media Center	6,700
PE/Indoor	14,750
Performing Arts	8,335
Student Dining & Food Service	10,120
Visual Arts	3,100
Building Support Areas [corridors, bathrooms, storage, stairwells, elevators]	43,527
Construction factor (walls)	12,664
<b>Total</b>	<b>170,976</b>

Plus Community Use (TBD)

3,000 sq.ft.

**Academic Core Space Requirements**

Space	Design Guideline			Comments
	Qty.	Sq.Ft.	Total	
Academic Classroom/ Studios	40	850-950	36,000	Includes Intensive/ Co-teaching classrooms, ISS, AVID
Collaborative Learning Areas (informal)		varies	3,060	Independent and informal learning areas; 1 per grade level
Family and Consumer Science Lab	1	1,800	1,800	Includes storage closet
Outdoor Learning Areas (patios, porches, green roofs)		varies	0	In addition to outdoor classroom; 1 per grade level
Science Classroom/ Lab	9	1,200	10,800	
Science Prep	3	300	900	1 per grade level
Small Group Instruction/ Resource Rooms	6	400-499	2,700	Resource areas
Special Needs Classroom/ Studios	3	875	2,625	Self-contained Rooms
Speech/OT/PT Room	1	300	300	
STEAM Lab	1	2,200	2,200	
Student Services Offices	6	150	900	
Teacher Support Rooms	3	400	1,200	1 per grade level
Technology Storage	3	200	600	1 per floor/ learning community
<b>Total</b>			<b>63,085</b>	

**Space Summary**

**Administrative Space Requirements**

Space	Design Guideline			Comments
	Qty.	Sq.Ft.	Total	
Lobby (Main)	1	1,000	1,000	In addition to regular circulation
Reception/ Waiting Area	1	600	600	Includes coat closet
Principal's Office	1	230	230	Includes toilet
Administrative Assistant's Office	1	120	120	
Administrative Workroom	1	200	200	
Business Manager's Office	1	150	150	
Conference Room	1	300	300	Adj. to principal
Mail Room	1	150	150	
Security Center/ Office Suite	1	200	200	
Staff Break Room	1	800	800	Includes bathrooms
Supply (General)/ Administrative Storage	1	250	250	
Text Book Room	1	800	800	2,000 linear ft. shelving
Toilet (Adult)	1	50	50	
<b>Total</b>			<b>4,850</b>	

**Guidance/Student Services Space Requirements**

Space	Design Guideline			Comments
	Qty.	Sq.Ft.	Total	
Guidance/ Student Services Suite				
Reception/ Welcome Center	1	300	300	
Conference/Testing Rooms	2	250	500	
Guidance Offices	6	120	720	
Parent Resource Center	1	300	300	
Records Storage	1	150	150	May be In admin. suite
Toilet (Adult)	1	50	50	
<b>Total</b>			<b>1,720</b>	

**Health Suite Space Requirements**

Space	Design Guideline			Comments
	Qty.	Sq.Ft.	Total	
Health Suite				
Reception/ Waiting Area	1	200	200	
Cot Rooms	2	100	200	
Exam Room/ Treatment Area	1	125	125	
Office	1	100	100	
Storage	1	50	50	
Toilet	2	50	100	
<b>Total</b>			<b>775</b>	

**Space Summary**

**Maintenance & Custodial Space Requirements**

Space	Design Guideline			Comments
	Qty.	Sq.Ft.	Total	
Receiving and storage	1	600	600	
Custodial Office	1	150	150	
Custodial Storage	1	300	300	
Toilet/Shower/Lockers	2	150	300	
<b>Total</b>			<b>1,350</b>	

**Media Center Space Requirements**

Space	Design Guideline			Comments
	Qty.	Sq.Ft.	Total	
Library Commons Independent and on-line learning	1	3,300 1,100	4,400	Computer lab may be semi-open to the media commons
Equipment Storage	1	250	250	
Head End Room	1	250	250	
Office	1	150	150	
Production Multi-media Studio Control Room	1 1	260 100	360	
Staff Development/ Conference Room Instructional coach office	1	750 150	900	Office w/ corridor access
Toilet (Staff)	1	40	40	
Workroom	1	350	350	
<b>Total</b>			<b>6,700</b>	

**Performing Arts Space Requirements**

Space	Design Guideline			Comments
	Qty.	Sq.Ft.	Total	
General Music				
Band/Orchestra Room	1	1,800	1,800	
Choral/ Keyboard/ Guitar	1	1,400	1,400	
Choral Storage	1	200	200	
Instrument Storage	1	350	350	
Practice Rooms	2	80	160	For SmartMusic or similar tool
Shared classroom	1	900	900	Stage support (green room)
Stage	1	1,200	1,200	
Stage Sound and Light Control Room	1	75	75	
Stage Storage	1	450	450	
Dance Studio (Arts elective)	1	1,800	1,800	Locate near Phys. Ed. Locker Rm.
Bathrooms w/ changing area	2		0	Take from total allowance
Office	1	100	0	Take from total allowance
<b>Total</b>			<b>8,335</b>	

**Space Summary**

**Physical Education Space Requirements**

Space	Design Guideline			Comments
	Qty.	Sq.Ft.	Total	
Lobby	1	1,000	1,000	in addition to regular circulation
Gymnasium	1	6,800	9,200	Seating is ½ of Student Capacity
Bleacher Seating (600)		2,400		
Fitness Room	1	1,400	1,400	
Laundry	1	100	100	
Offices (Department/ Athletic)	3	150	450	Includes toilet and shower
P.E. Locker Rooms/Showers	2	850	1,700	Male and female
Storage	3	varies	900	
Partner Office (optional)	0	200	0	
<b>Total</b>			<b>14,750</b>	

**Site Requirements/Athletics**

Outdoor Educational and Support Spaces	Square Footage
400 Meter Track - 200 Meter Straight	
Basketball Courts (4)	
Bus parking/circulation (may be used as play space during the school day)	
Exterior Grounds Equipment Storage [secure – w/ roll-up door ]	400 SF
Fields for football, soccer and lacrosse (if feasible), Baseball, Softball, Practice	
Gardens and outdoor learning spaces	
Parking ( ___ staff and ___ visitor) <i>(Prototypical information to be included in each site specific school description)</i>	

**Student Dining & Food Service Space Requirements**

Space	Design Guideline			Comments
	Qty.	Sq.Ft.	Total	
Cafeteria/Commons	1	6,000	6,000	Cafeteria Seating is 1/3 of Student Capacity; Auditorium Seating is ½ of Student Capacity
Chair Storage	1	600	600	
Kitchen	1	2,000	2,000	
Serving Area	1	1,000	1,000	
Office	1	120	120	
Receiving/ Maintenance Closet	1	200	200	
Toilet/Shower/ Locker area	2	100	200	
<b>Total</b>			<b>10,120</b>	

**Visual Art Space Requirements**

Space	Design Guideline			Comments
	Qty.	Sq.Ft.		
Multi-Purpose Art Studios	2	1,300	2,600	
Kiln Room	1	100	100	
Storage	2	200	400	
<b>Total</b>			<b>3,100</b>	

**Academic Core Space  
ACADEMIC CLASSROOMS/LEARNING STUDIOS**

**QUANTITY:**

- 40 classrooms

**CAPACITY:**

- 15-32 students
- 1-2 staff members
- Guest speakers and volunteers

**SIZE:**

- 850-950 SF

**SPATIAL RELATIONSHIPS:**

- Near science lab
- Near teacher support spaces
- Within the learning communities near informal learning spaces

**GOAL:**

- To create a learning environment that is comfortable, well lit, and acoustically designed for small and large group learning.
- To provide a learning environment that frees teachers and students to customize the classroom daily – different seating set-ups, wireless mobile computing, and various teaching/presentation options.
- To provide flexible space and layout to accommodate any of the core academic disciplines, such as English, mathematics, and social studies
- To help students become critical thinkers, problem solvers, and lifelong learners

**PROGRAM ACTIVITIES:**

- Computer simulations
- Computerized instruction
- Data collection and analysis
- Hands-on activities
- Large and small group instruction
- Oral presentations
- Team teaching

**ENVIRONMENTAL CONSIDERATIONS:**

- Doors between classrooms for team teaching
- Electrical outlets for equipment
- Provide operable partition between a pair of classrooms in each grade level community for team teaching
- Uniform lighting with multi-level switching
- Window treatment to darken room for AV presentations
- Windows to provide natural light and egress

Built-in Fixtures:

- 2 Dry, white eraser-board (4' x 20' on two different walls) on track; all eraser-boards shall be installed with a marker tray, map rails with tack strip above
- Clock (on side walls instead of rear walls)
- Tack board (4' x 20') minimum; tack strips on all walls

Loose Furnishings:

- 1 work table
- 2 file cabinets w/lock, 4-drawer
- 28 student chairs
- 28 student desks (trapezoid or square)
- Adjustable height bookshelves (24 LF)
- Cabinet (lockable) w/ charging station for 25 laptop computers or 30 tablets or graphing calculators (optional)
- Teacher wardrobe (lockable) with coat rod; tall cabinet w/ shelving (may be one unit)
- Teacher's desk/workstation and chair

Classroom Technology:

- Additional ports: Printer, Clock/PA, 2 wireless
- Interactive white board or ceiling mounted overhead projected (to be determined at the time of installation)
- Single point 'face plate' near teachers work station to include: Voice, data, VGA , audio enhancement, and HDMI

Exception:

- Health Lab
- Plumbing connections required
  - Regular classroom F&E
- Sink with cabinets above and below

NOTES:

## Academic Core Space

---

### COLLABORATIVE LEARNING AREAS

---

**QUANTITY:**

- Varies (1 per grade level)

**CAPACITY:**

- 3 to 60 persons

**SIZE:**

- 100 to 900 SF open space incorporated into corridors or lobbies

**SPATIAL RELATIONSHIPS:**

- Collaboration areas may be as small as an alcove outside of a classroom in the corridor or a place for large group activities to include such amenities as tiered seating, platform stage, large screens, etc. The space should be intentional and have appropriate fixtures and furniture. No loose furniture is allowed in the right-of-way.

**GOALS:**

- To provide a space for small group instruction, students working independently or in small groups
- To provide informal learning space for pull-out instruction

**PROGRAM ACTIVITIES:**

- Conferences
- Small group activities
- Students working on projects
- Tutoring

**ENVIRONMENTAL CONSIDERATIONS:**

- Electrical outlets for equipment
- Uniform lighting with multi-level switching
- Visual access to Classrooms and Corridor

Built-in Fixtures may include:

- Built-in seating
- Dry, white eraser-board
- Locked storage
- Projection Screen
- Tack board

Loose Furnishings:

- TBD

Area Technology:

- Wireless ports

Electrical Features:

- Electrical Outlets for Equipment

---

NOTES:



**FAMILY AND CONSUMER SCIENCE LAB/ CLASSROOM**

**QUANTITY:**

- 1

**CAPACITY:**

- 28 students
- 2 teachers

**SIZE:**

- 1,800 SF (includes storage closet with adjustable non-corrosive shelving)

**SPATIAL RELATIONSHIPS:**

- Accessible to students from all learning communities

**GOALS:**

- Flexible space and layout to accommodate Mini learning units covering a wide variety of topics such as money management, software applications, child care, cooking, textiles, and nutrition

**PROGRAM ACTIVITIES:**

- Computerized instruction
- Data collection and analysis
- Hands-on activities
- Large and small group instruction
- Oral presentations
- Team teaching

**ENVIRONMENTAL CONSIDERATION:**

- Consider future technology needs; build-in
- Electrical outlets for equipment flexibility to retain options
- Moisture and stain/chemical resistant finishes: Lab table tops, floors, etc., need to be resistant to acids, heat, spills, etc.
- OSHA requirements maintained
- Rooms designed for ease of movement and accessibility; Students need to be able to move around the worktables
- Window treatment to darken room
- Windows to provide natural light

**Laundry Area:**

- Washer
- Dryer
- Counter with cabinets above and below

**Classroom Area:**

Built-in Fixtures:

- 1 Dry, white eraser-board (4' x 16') on track; eraser-board shall be installed with a marker tray, map rails with tack strip above
- Casework for dining equipment (dishes, table cloths, etc.)
- Casework: Teacher's wardrobe
- Clock (on side walls instead of rear walls)
- Tack board (4' x 8') minimum; tack strips on all walls

Loose Furnishings:

- 5, 6-person tables (duplex electric outlet for each table for sewing machines)
- 30 chairs
- Adjustable height stool for teacher
- Fire blanket/First Aid Kit
- Lockable teacher wardrobe with coat rod; tall cabinet w/ shelving (may be one unit)

Classroom Technology:

- Interactive white board or ceiling mounted overhead projected (to be determined at the time of installation);
- Projection screen, as needed
- Single point 'face plate' near teachers work station to include: Voice, data, VGA, audio e
- Additional ports: Printer, Cable/MATV port, 3 data ports for student use, Clock/PA, wireless

**Demonstration Area:**

Built-in Fixtures:

- Provide demonstration island with counter top, 9'L x 30"D x 34"H, sink and range with double outlets on each end of the demonstration table and slant mirror.
- Provide oven, counter and cabinet storage behind the island.
- Provide tall storage cabinet/pantry unit, lockable with adjustable shelves, 84"H X 36"W X 30"D.

**Kitchen Areas (3):**

Built-in Fixtures:

- 3 –dishwashers
- 3 - Double bowl stainless steel kitchen sink with goose neck, swivel kitchen faucet and garbage disposal (HW/CW)

**Academic Core Space**

---

Plumbing Features:

- 4 sinks for kitchens
- Hook-up for washer
- Eye Wash station

HVAC Features:

- Ventilation for stoves and dryer

- Above counter cabinets: double doors, lockable with adjustable shelves. No upper cabinets protruding into the room, must provide clear visual supervision of all kitchen spaces.
- Base cabinets: 24”D x 34”H storage cabinets for work space/food preparation, and storage of various pieces of equipment, baking, cookware, etc. One bank of cabinets shall have all drawers of various depths, with one locking drawer. The remaining cabinets shall have adjustable shelves, with one bank of lockable doors.
- Provide cabinet mounted microwave ovens in all kitchens.
- Provide plastic laminate counter surface for kitchen work area. U-shaped kitchens are preferred. Kitchen units: one ADA compliant and two regular.
- Soap dispenser
- Towel dispenser

Loose Furnishings:

- 3 - Range, 30" w, front controls, timer, visual light door, self- cleaning oven with exhaust hood
- 3 - Microwaves-1,200 watt, residential, under cabinet mount
- Refrigerator, commercial upright, frost-free, 54", vertical hinge double doors, minimum 46 cu. ft. stainless steel with shelving (used for storage of demonstration foods and as central storage of unprepared foods), lockable
- Upright freezer, commercial, frost-free, 30" W, vertical hinge single door, stainless steel with shelving, lockable

---

NOTES:

---

**OUTDOOR LEARNING AREAS**

---

**QUANTITY:**

- Varies (1 per grade level)

**CAPACITY:**

- 3 to 60 persons

**SIZE:**

- 100 to 1000 SF

**SPATIAL RELATIONSHIPS:**

- Outdoor learning areas may be as small as a patio outside of a classroom or a covered area with tables or a place for large group activities to include such amenities as tiered seating, platform stage, etc. The space should be intentional and have appropriate fixtures and furniture.

**GOALS:**

- To provide a space for small group instruction, students working independently or in small groups
- To provide informal learning space for pull-out instruction

**PROGRAM ACTIVITIES:**

- Oral presentations
- Small group activities
- Students working on projects
- Tutoring

**ENVIRONMENTAL CONSIDERATIONS:**

- Boundaries such as hedges or fences
- Visual access to Classrooms

Loose Furnishings may include:

- 1 park bench
- 1 picnic table

Electrical Features:

- Electrical Outlets for Equipment
- Uniform lighting

---

NOTES:

**Academic Core Space**

---

**SCIENCE CLASSROOM / LAB**

---

**QUANTITY:**

- 9 lab/classrooms

**CAPACITY:**

- 24 students
- 1-2 staff members
- Guest speakers and volunteers

**SIZE:**

- 1,200 SF

**ANCILLARY SPACES:**

- Science Prep

**SPATIAL RELATIONSHIPS:**

- Accessible to students from Learning community
- Adjacent to Science Prep/Storage
- Lab stations should not cause students to have backs to the room

**GOALS:**

- Help students become critical thinkers, problem solvers, and lifelong learners
- Lab will be combination classroom/lab
- Provide flexible space and layout to support delivery of entire science curriculum
- Teach students to become reasonable caretakers of their bodies and environment

**PROGRAM ACTIVITIES:**

- Computerized instruction & simulations
- Data collection and analysis
- Hands-on activities
- Large and small group instruction
- Oral presentations (teacher, student, group)
- Team teaching

**ENVIRONMENTAL CONSIDERATIONS:**

- Consider future technology needs; build-in flexibility to retain options
- OSHA requirements maintained
- Rooms designed for ease of movement and accessibility; Students need to be able to move around the labs with chemicals, etc., in a safe way.
- Window treatment to darken room for AV presentations
- Windows to provide natural light and egress

Built-in Fixtures:

- 2 Dry, white eraser-board (4' x 20' on two different walls) on track; all eraser-boards shall be installed with a marker tray, map rails with tack strip above
- Clock (on side walls instead of rear walls)
- Projection screen, as needed
- Science Casework:  
Base cabinets and shelving per lab (no wall cabinets) - 6 stations peripheral
- Tack board (4' x 20') minimum; tack strips on all walls
- Towel/Soap Dispenser

Loose Furnishings:

- 12, 2-person adjustable height tables
- 2 tall cabinets for equipment storage
- 24 adjustable height stools
- Adjustable height stool for teacher
- Digital science instrumentation
- Extra tables and chairs for flexibility
- Fire blanket
- Fire extinguisher (ABC type), first aid kit, a shower/eye wash stations and a fire blanket.
- Goggle storage and sanitizer cabinet
- Mobile demonstration table with utilities

Classroom Technology:

- Interactive white board or ceiling mounted overhead projected (to be determined at the time of installation)
- Single point 'face plate' near teachers' work station to include: Voice, data, VGA, audio enhancement, and HDMI
- Additional ports: Printer, Cable/MATV port, 3 data ports for student use, Clock/PA, wireless

Plumbing Features:

- Plumbing connections: 6 Sinks, Safety chemical shower/eye wash Stations, Floor drains

Finishes:

**Flooring:**

- Moisture and stain-resistant finishes

**Counter/Table Tops:**

- Heat and chemical-resistant (to acids, etc.)

**SCIENCE PREP ROOM**

**QUANTITY:**

- 3 rooms

**CAPACITY:**

- 1 or 2 staff members
- Student assistants

**SIZE:**

- 300 SF

**SPATIAL RELATIONSHIPS:**

- One per grade level community
- Central to science labs

**GOAL:**

- To allow for lab preparation

**PROGRAM ACTIVITIES:**

- General lab preparation
- Store equipment
- Set up experiments

Finishes:

**Flooring:**

- Moisture and stain-resistant finishes

**Counter/Table Tops:**

- Heat and chemical-resistant (to acids, etc.)

Built-in Fixtures:

- Casework: Base/wall cabinets
- Clock
- Towel/ Soap dispenser

Loose Furnishings:

- 2 file cabinets on mobile pedestals
- 2 workstations
- Chemical storage cabinets (lockable)
- Drying rack
- Stools

Miscellaneous Equipment:

- Autoclave in at least one prep room
- Dishwasher
- Distiller in at least one prep room
- Under the counter, non-self-defrosting refrigerator

Electrical Features:

- Duplex receptacles in raceway above countertop
- Electrical Outlets for equipment
- Uniform lighting with multi-level switching

HVAC Features:

- Adequate ventilation/exhaust

Plumbing Features:

- Plumbing connections, floor drain
- Large and deep sink

NOTES:

**Academic Core Space**

**SMALL GROUP INSTRUCTION/ RESOURCE ROOMS**

**QUANTITY:**

- 6

**CAPACITY:**

- Up to 15 students
- 1 staff member

**SIZE:**

- 400-499 SF

**SPATIAL RELATIONSHIPS:**

- Two per learning community

**GOAL:**

- To provide flexible space to accommodate any of the special small group instruction needs

**PROGRAM ACTIVITIES:**

- Computerized instruction
- Hands-on activities
- Small group instruction
- Team teaching

Electrical Features:

- Electrical Outlets for equipment
- Uniform lighting

**ENVIRONMENTAL CONSIDERATIONS:**

- Comfortable rooms with pleasant décor
- Window treatment to darken room for AV presentation
- Windows to provide natural light and egress

Built-in Fixtures:

- 1 Dry, white eraser-board (4' x 16') on track; eraser-board shall be installed with a marker tray, map rails with tack strip above
- Clock (on side walls instead of rear walls)
- Tack board (4' x 8') minimum; tack strips on all walls

Loose Furnishings:

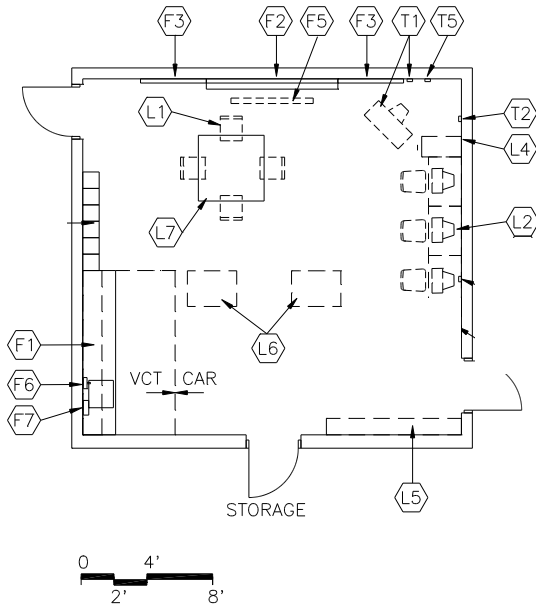
- 1 file cabinet w/lock, 4-drawer
- 3 computer workstations
- 10 student desks and chairs
- Adjustable height bookshelves (12 LF)
- Lockable teacher wardrobe with coat rod; tall cabinet w/ shelving (may be one unit)
- Teacher's desk/workstation and chair

Classroom Technology:

- Additional ports: Printer, Cable/MATV port, 3 data ports for student use, Clock/PA, wireless
- Interactive white board or ceiling mounted overhead projected (to be determined at the time of installation)
- Single point 'face plate' near teachers' work station to include: Voice, data, VGA, audio enhancement, and HDMI

NOTES:

**SPEECH/ OCCUPATIONAL/ PHYSICAL THERAPY**



**ENVIRONMENTAL CONSIDERATIONS:**

- Adequate ventilation
- Auditory privacy
- Environmental sound control:  
Wall minimum: STC 45  
Ceiling minimum: CAC 35
- Reinforce structure to support equipment such as a trapeze
- Wheelchair accessibility

**Built-in Fixtures:**

- F1 Casework: Wall/base cabinets for sink
- F2 Marker board (8 LF)
- F3 Tack board (8 LF)
- F5 Manual projection screen
- F6 Soap dispenser
- F7 Towel dispenser

**Loose Furnishings:**

- L1 4 chairs
- L2 1 computer workstation furniture
- L4 4-drawer file cabinet
- L5 Bookshelves
- L6 OT/PT Therapy equipment (TBD)
- L7 Work table

**Room Technology:**

- T1 Video port, monitor
- T2 Voice port and phone
- T3 Wireless port

**Electrical Features:**

- Electrical Outlets for equipment
- Uniform lighting

**QUANTITY:**

- 1

**CAPACITY:**

- Up to 3 students
- Up to 2 staff

**SIZE:**

- 300 SF

**SPATIAL RELATIONSHIPS:**

- Near Special Needs Classrooms

**GOAL:**

- To provide private functional mobility training for students

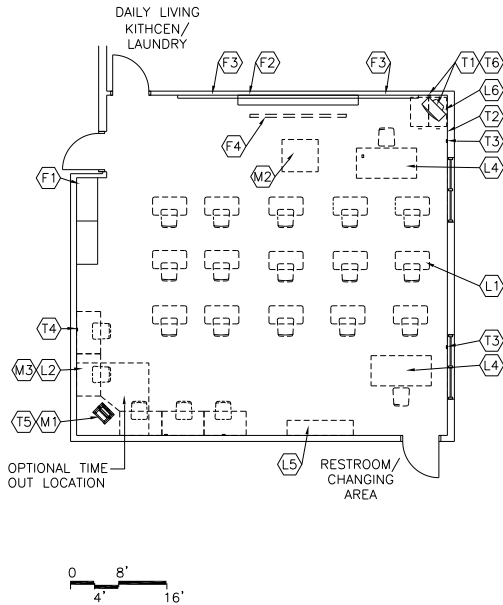
**PROGRAM ACTIVITIES:**

- Assistive technology evaluation
- Exercise
- Occupational and Physical Therapy

**NOTES:** Loose furnishings and features shown represent one of many possible arrangements.

**Academic Core Space**

**SPECIAL NEEDS CLASSROOM/STUDIO**



**QUANTITY:**

- 3 classrooms

**CAPACITY:**

- 2 or more staff
- 10 to 15 students

**SIZE:**

- 875 SF

**ANCILLARY SPACES:**

- Daily Living/ Kitchen/ Laundry facilities if used as CRI classrooms

**SPATIAL RELATIONSHIPS:**

- Accessible ingress/egress to the building and classroom
- One per grade level community

**GOAL:**

- To provide a safe, accessible, and comfortable learning environment for students who are physically, mentally or emotionally challenged
- To provide classroom space and a flexible, specially-adapted learning environment that will meet the needs of students who have exhibited a need for more functional/intensive services

**PROGRAM ACTIVITIES:**

- Independent work
- Individual instruction
- Small group work

**ENVIRONMENTAL CONSIDERATIONS:**

- Comfortable rooms with pleasant décor that contribute to an atmosphere conducive to creativity
- Positive acoustics for easier listening when conversing
- Window treatment to darken room for AV presentations
- Windows to provide natural light

**Built-in Fixtures:**

- 2 Dry, white eraser-board (4' x 20' on two different walls) on track; all eraser-boards shall be installed with a marker tray, map rails with tack strip above
- Clock (on side walls instead of rear walls)
- Permanently-mounted projection screen (not in front of the white eraser board) or interactive board
- Tack board (4' x 20') minimum; tack strips on all walls

**Loose Furnishings:**

- L1 10-15 Student desks/tables and chairs
- L2 3-5 Computer workstations
- L3 Printer table
- L4 Teacher desk/workstation and chair
- L4 Workstation and chair for co-teacher/aide
- L5 Adjustable height bookshelves (24 LF)
- L6 2, file cabinets w/ lock, 4-drawer
- 1 Lockable teacher wardrobe with coat rod; tall cabinet w/ shelving (may be one unit)

**Classroom Technology:**

- Interactive white board or ceiling mounted overhead projected (to be determined at the time of installation)
- Single point 'face plate' near teachers' work station to include: Voice, data, VGA, audio enhancement, and HDMI
- Additional ports: Printer, Cable/MATV port, 3 data ports for student use, Clock/PA, wireless

**Electrical Features:**

- Electrical Outlets for equipment



**STEAM (Science, Technology, Engineering, Art, Math) LAB**

**QUANTITY:**

- 1

**CAPACITY:**

- 28 students
- 2 teachers

**SIZE:**

- 2,200 SF (includes finishing room, tool and supply storage and material storage alcove adjacent to the fabrication area of the main laboratory)

**SPATIAL RELATIONSHIPS:**

- Three (3) areas: 1) the Seated Instructional area, 2) the Fabrication area, and 3) the Modular Instructional Units area.

**GOALS:**

- Flexible space and layout to accommodate student learning through active interaction with technology systems

**PROGRAM ACTIVITIES:**

- Computer simulations and instruction
- Data collection and analysis
- Hands-on activities
- Large and small group instruction
- Team teaching

**ENVIRONMENTAL CONSIDERATIONS:**

- Consider future technology needs; build-in flexibility to retain options.
- Dust collection, and exhaust systems to meet ASHRAE standards.
- OSHA requirements maintained
- Rooms designed for ease of movement and accessibility; Students need to be able to move around the worktables
- Windows to provide natural light and egress

Finishes:

**Flooring:**

- Moisture and stain-resistant finishes

**Counter/Table Tops:**

- Heat and chemical-resistant (to acids, etc.)

Plumbing Features:

- Plumbing connections, floor drain

**Seated Instructional area:**

Furniture and Equipment:

- 1 Dry, white eraser-board (4' x 8') on track;
- 1 work table
- 2, file cabinets w/lock, 4-drawer
- 28 student desks and chairs or 14, 2-person lab tables
- Adjustable height bookshelves (24 LF)
- Clock
- Lockable cabinet w/ charging station for 25 laptop computers or 30 tablets or graphing calculators (optional)
- Lockable teacher wardrobe with coat rod; tall cabinet w/ shelving (may be one unit)
- Permanently-mounted projection screen (not in front of the white eraser board) or interactive board
- Tack board (4' x 16') minimum; tack strips on all walls
- Teacher's desk/workstation and chair

Classroom Technology:

- Interactive white board (typical)
- Single point 'face plate' near teachers work station to include: Voice, data, VGA , audio enhancement, and HDMI
- Additional ports: Printer, Clock/PA, 2 wireless

**Fabrication area:**

Furniture and Equipment

- 1 Dry, white eraser-board (4' x 8') on track
- 2 work benches 24 X 72 should be along wall
- 4-6 work tables (48" x 60")
- A demonstration area is needed in the center the room with a 36" sink (hot and cold water). The top should be of made moisture and chemical resistant material.
- Install a 48" wide lockable tote tray cabinet and 35" wide tall cabinet with adjustable shelves
- Install goggle storage and sterilization with adequate ventilation.
- Tack board (4' x 16') minimum

**Modular Instructional Units area:**

Loose Furnishings:

- Modular Instruction units - site based TBD

**Academic Core Space**

---

- Sink w/ Sink with bubbler for drinking water, cabinets above and below, and a separate, stainless steel scrub sink with hot and cold water, appropriate traps
- A safety station is to be installed with safety shower, automatic shut-off eyewash, floor drain with a sloped floor and should accommodate persons with disabilities.

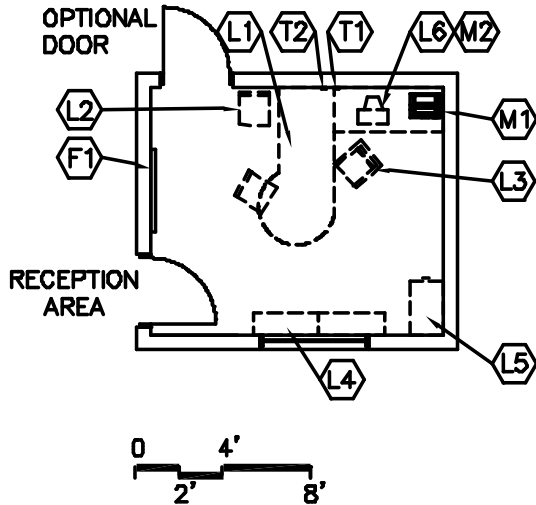
Electrical Features:

- Ceiling mounted electric drops with automatic cord reel where appropriate.
- Duplex receptacles to charge laptop carts when not in use
- Electrical outlets for equipment
- Emergency stop switches / buttons should be installed to turn off power within the space.
- Minimum 70 foot-candles of light at bench height.
- Power for all equipment.
- Single-level switching
- Uniform lighting with multi-level switching

---

NOTES:

**STUDENT SERVICES OFFICES**



**QUANTITY:**

- 6

**CAPACITY:**

- 1 staff member (Assistant Principals, social workers, instructional specialists, etc.)
- Up to 3 visitors

**SIZE:**

- 150 SF

**SPATIAL RELATIONSHIPS:**

- Located centrally within each community

**GOAL:**

- To provide an office for the staff to perform administrative functions

**PROGRAM ACTIVITIES:**

- Coordination of school and support services
- Meeting with parents, students, and staff
- Telephone communications (private)

**ENVIRONMENTAL CONSIDERATIONS:**

- Auditory privacy
- Electrical outlets for equipment
- Environmental sound control:  
Wall minimum: STC 45  
Ceiling minimum: CAC 35
- Windows to provide natural light
- Uniform lighting

Built-in Fixtures:

- F1 Tack board (4 LF)

Loose Furnishings:

- L1 Desk with conference table
- L2 2 guest chairs
- L3 Ergonomic task chair
- L4 Adjustable height bookshelves (12 LF)
- L5 1, 4-drawer locking file cabinet
- L6 Computer workstation

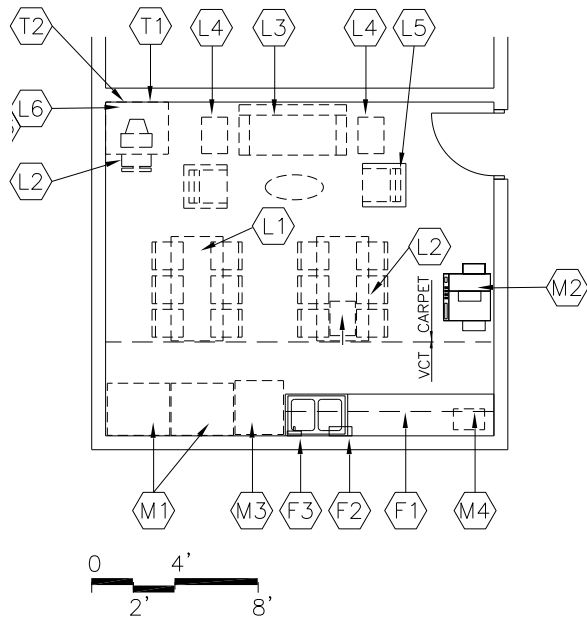
Room Technology:

- T1 1 voice port and phone
- T2 2 data ports
- M1/2 Computer/printer

NOTES: Loose furnishings and features shown represent one of many possible arrangements.

**Academic Core Space**

**TEACHER SUPPORT ROOMS**



**QUANTITY:**

- 3 (1 per grade level)

**CAPACITY:**

- 6-36 teachers

**SIZE:**

- 400 SF

**SPATIAL RELATIONSHIPS:**

- Access from Corridor
- Located near individual restrooms
- Located within Grade Level areas
- One per grade level community

**GOAL:**

- To provide space for teachers to carry out their administrative duties, prepare materials for class, access the Internet, lock up personal items, and to socialize and relax.

**PROGRAM ACTIVITIES:**

- Eating lunch
- Enter and access data
- Grade papers
- Prepare lessons using computer, video, and other resources.
- Store files (floating or shared department files)

**ENVIRONMENTAL CONSIDERATIONS:**

- Adequate ventilation/exhaust
- Auditory privacy:
  - Wall minimum: STC 45
  - Ceiling minimum: CAC 35
- Consider future technology needs, build-in flexibility to retain options
- Electrical outlets for equipment
- OSHA requirements maintained
- Uniform lighting with multi-level switching
- Wheelchair accessibility

Built-in Fixtures:

- F1 Casework: Base cabinets and shelving
- F2 Sink w/soap dispenser
- F3 Towel dispenser
- Tack board (4 LF)

Loose Furnishings:

- L1 2 Tables
- L2 12-13 chairs
- L3 Sofa (optional)
- L4 End Tables (optional)
- L5 Soft Chairs (optional)
- L6 Computer workstation with ergonomic task chair

Miscellaneous Equipment (provided by owner)

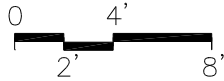
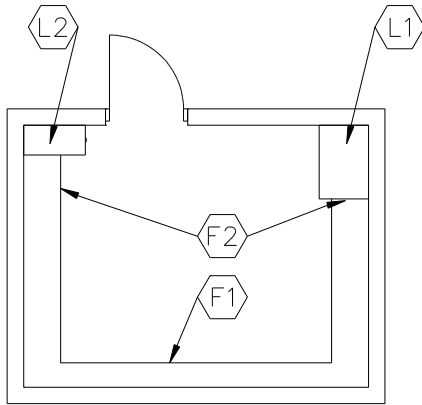
- M1 Vending machines
- M2 Printer/ Copier/ Scanner/ Fax
- M3 Refrigerator
- M4 2 Microwaves

Room Technology:

- T1 Voice ports and phones
- T2 2 data ports
- Additional ports: Clock/PA, 2 wireless

**NOTES:** Loose furnishings and features shown represent one of many possible arrangements.

**TECHNOLOGY STORAGE**



**QUANTITY:**

- 3

**SIZE:**

- 200 SF

**SPATIAL RELATIONSHIP:**

- One per learning community
- One per floor

**GOAL:**

- To provide a safe and secure area for storage of equipment and supplies

**ENVIRONMENTAL CONSIDERATION:**

- Security of door
- Uniform lighting with single-level switching
- Windowless

**Built-in Fixtures:**

- F1 Storage shelving (12" deep)
- F2 Storage shelving (18" deep)

**Loose Furnishings:**

- L1 Adjustable height shelving (24" deep)
- L2 4-drawer file cabinet (legal)

**Electrical Features:**

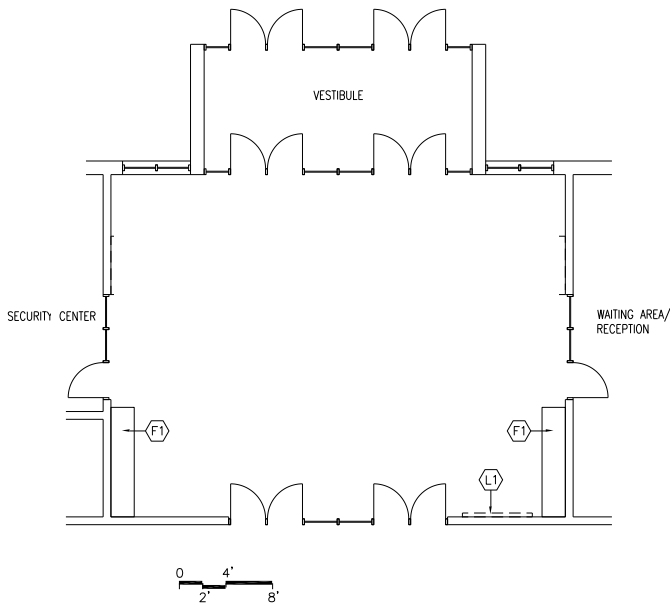
- Duplex receptacles to charge laptop carts when not in use
- Single-level switching

**NOTES:** Loose furnishings and features shown represent one of many possible arrangements.

**Academic Core Space**

---

**Administrative Space  
LOBBY (MAIN)**



**QUANTITY:**

- 1

**SIZE:**

- 1,000 SF

**SPATIAL RELATIONSHIP:**

- Adjacent and access to Main Office
- Adjacent and access to Security Office

**GOAL:**

- To immediately greet visitors with a welcoming atmosphere and to provide easy accessibility for the public

**ENVIRONMENTAL CONSIDERATIONS:**

- Aesthetically pleasing
- Electrical outlets for equipment
- Provide exterior canopies at entrances
- The architect is to work with the school and district security to develop a safe and respectful security arrangement for students, staff and visitors
- The school wants all visitors during the day to go through the welcome area to get into the school.
- Treat for sound attenuation
- Uniform lighting with accent lighting as appropriate
- Window to provide ample natural light

Furnishings & Fixtures:

- F1 Display cases
- L1 Electronic board
- Security desk/counter with workstation

Room Technology:

- Voice and data to security desk

**NOTE:**

- The morning student entrance may be located near the dining area.
- The teachers' entrance may be near staff parking and must be pass key protected for controlled access at all times.

NOTES: Loose furnishings and features shown represent one of many possible arrangements.

## Administrative Space

---

### RECEPTION/ WAITING AREA

---

**QUANTITY:**

- 1

**CAPACITY:**

- 10 people

**SIZE:**

- 600 SF (includes 50 SF coat closet)

**SPATIAL RELATIONSHIPS:**

- Adjacent to Lobby
- Easy to locate and identify
- Maximize view to Lobby and entry
- The attendance area will have a lockable window to the corridor with a counter.

**GOAL:**

- To provide a welcoming atmosphere and to serve as an information area for those coming into the school

**PROGRAM ACTIVITIES:**

- Greeting people and directing them to the proper location or person
- Waiting area for visitors and staff members

**ENVIRONMENTAL CONSIDERATIONS:**

- Inviting to visitors
- Electrical outlets for equipment
- Windows to provide natural light (if feasible)
- Wheelchair accessibility

Built-in Fixtures:

- 18' minimum reception counter (two level for handicapped access) with adjustable shelf storage on the inside
- Counter and base cabinets along back wall; space for master intercom console
- Tack board (8 LF)

Loose furniture:

- Desk/Workstations for 2 staff
- 2 ergonomic chairs
- 2 under the desk file cabinets
- 6-8 Visitor chairs
- 2 End tables
- Display rack

Room Technology:

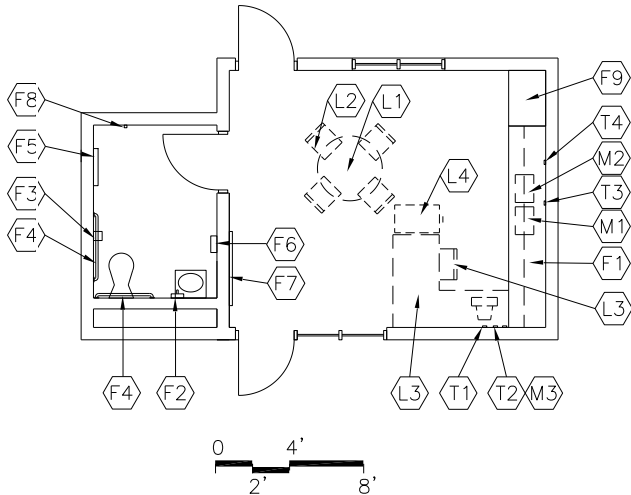
- Ability to 'buzz' access main entrance when electric and communication connections
- Master intercom console and appropriate security is not available
- Voice and data for each workstation

---

NOTES:



**PRINCIPAL'S OFFICE**



**QUANTITY:**

- 1

**CAPACITY:**

- Up to 5 people

**SIZE:**

- 230 SF (includes 50 SF private toilet)

**SPATIAL RELATIONSHIPS:**

- Adjacent to Administrative Assistant's Office
- Near Conference Room

**GOAL:**

- To serve as the home base for the principal from which he/she can provide instructional leadership in a personal, flexible, and organized environment for students, staff, and community

**PROGRAM ACTIVITIES:**

- Administrative paperwork
- Computer input
- Conferences with staff and other visitors
- Interaction with students
- Planning
- Telephone calls

**ENVIRONMENTAL CONSIDERATIONS:**

- Adequate exhaust (restroom)
- Auditory privacy
- Private restroom

Built-in Fixtures:

- F1 Casework: Base/wall cabinets and shelving
- F2 Soap dispenser
- F3 Toilet tissue holder
- F4 36" and 42" grab bars
- F5 24" x 60" mirror
- F6 Towel dispenser
- F7 Tack board (4 LF)
- F8 Coat hook

Loose Furnishings:

- L1 Conference table
- L2 4 side chairs
- L3 Desk and chair
- L4 Four-drawer locking file cabinet

Miscellaneous Equipment (provided by owner):

- M1/2 Fax/Printer
- M3 Computer

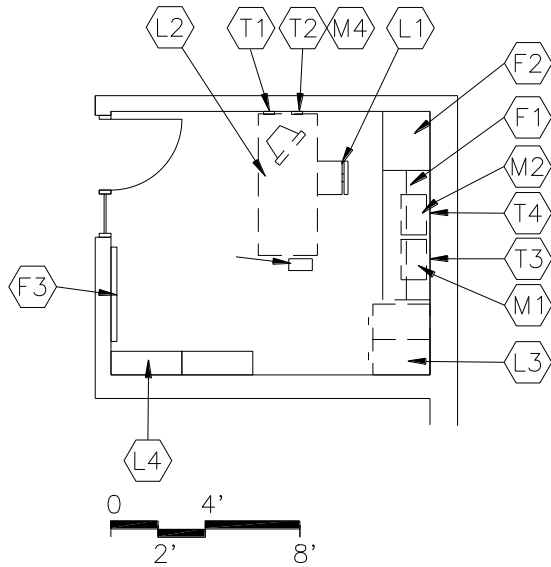
Room Technology:

- T1 Voice port and phone
- T2 Data port near workstation
- T3 Fax port
- T4 Data port for printer

**NOTES:** Loose furnishings and features shown represent one of many possible arrangements.

**Administrative Space**

**ADMINISTRATIVE ASSISTANT'S OFFICE**



**QUANTITY:**

- 1

**CAPACITY:**

- Up to 2 people

**SIZE:**

- 120 SF

**SPATIAL RELATIONSHIPS:**

- Adjacent and access to Waiting Area/Reception
- Visual access to Waiting Area/Reception
- Adjacent to Principal's Office

**GOAL:**

- To serve as an area from which the secretary can effectively provide administrative support

**PROGRAM ACTIVITIES:**

- Answering telephone
- Data input and retrieval
- Duties of confidential secretary
- Financial accounting and bookkeeper functions
- General office work

**ENVIRONMENTAL CONSIDERATIONS:**

- Auditory privacy
- OSHA requirements maintained
- Uniform lighting
- Wheelchair accessibility

Built-in Fixtures:

- F1 Casework: Base cabinets and shelving
- F3 Tack board (4 LF)
- F2 Casework: Wardrobe

Loose Furnishings:

- L2 Desk
- L1 Ergonomic chair
- L3 4-drawer locking file cabinet
- L4 Bookcases

Miscellaneous Equipment (provided by owner):

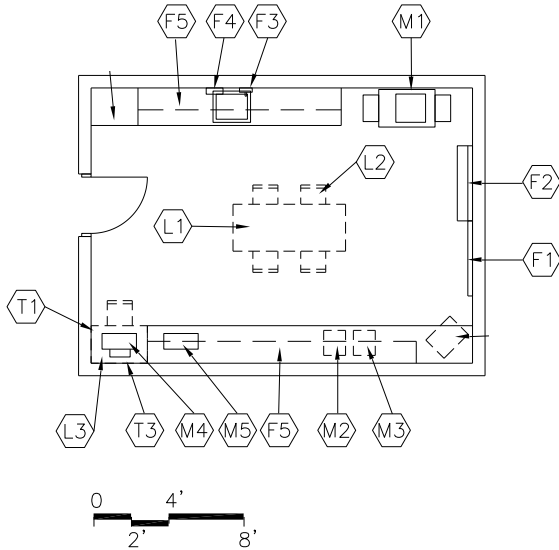
- M2 Printer
- M4 Computer
- M1 FAX

Room Technology:

- T1 Voice port and phone
- T2 Data port near workstation
- T3 Fax port
- T4 Data port for printer

**NOTES:** Loose furnishings and features shown represent one of many possible arrangements.

**ADMINISTRATIVE WORKROOM**



**QUANTITY:**

- 1

**CAPACITY:**

- Up to 4 people

**SIZE:**

- 200 SF

**ANCILLARY SPACES:**

- Supply/ Storage Room
- Toilet (Adult)

**SPATIAL RELATIONSHIPS:**

- Near Reception/ Waiting Area

**GOAL:**

- To provide an area for office projects to be completed

**PROGRAM ACTIVITIES:**

- Binding reports
- Collating
- Copying
- Laminating
- Preparing communications for mailing
- Sorting of files
- Telephone communications

**ENVIRONMENTAL CONSIDERATIONS:**

- Auditory privacy
- OSHA requirements maintained
- Uniform lighting
- Wheelchair accessibility

**Built-in Fixtures:**

- F1 Tack board (4 LF)
- F2 Marker board (4 LF)
- F3 Sink w/soap dispenser
- F4 Towel dispenser
- F5 Casework: Base cabinets and shelving

**Loose Furnishings:**

- L1 Work table
- L2 4 chairs
- L3 Computer workstation with ergonomic task chair

**Miscellaneous Equipment (provided by owner):**

- M1 Copier
- M2 Paper cutter
- M3 Laminating machine
- M4 Computer
- M5 Printer

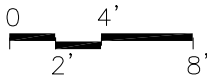
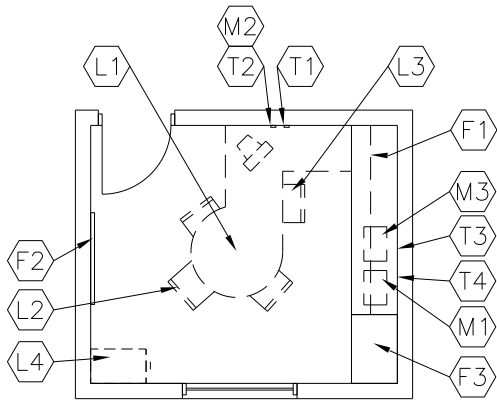
**Room Technology:**

- T1 Voice ports and phones
- T3 2 data ports

**NOTES:** Loose furnishings and features shown represent one of many possible arrangements.

## Administrative Space

### BUSINESS MANAGER'S OFFICE



#### QUANTITY:

- 1

#### CAPACITY:

- Up to 4 people

#### SIZE:

- 150 SF

#### SPATIAL RELATIONSHIPS:

- Adjacent to Administrative Assistant's Office
- Near Main Office

#### GOAL:

- To serve as the home base for administrators from which he/she can provide leadership in a personal, flexible, and organized environment for students, staff, and community

#### PROGRAM ACTIVITIES:

- Administrative paperwork
- Computer input
- Meetings with parents, students, and staff
- Planning
- Student counseling
- Telephone calls

#### ENVIRONMENTAL CONSIDERATIONS:

- Auditory privacy
- OSHA requirements maintained
- Uniform lighting
- Wheelchair accessibility

#### Built-in Fixtures:

- F1 Casework: Base cabinets and shelving
- F2 Tack board (4 LF)
- F3 Casework: Wardrobe

#### Loose Furnishings:

- L1 Desk
- L2 Side chairs
- L3 Ergonomic Chair
- L4 4-drawer locking file cabinet

#### Miscellaneous Equipment (provided by owner):

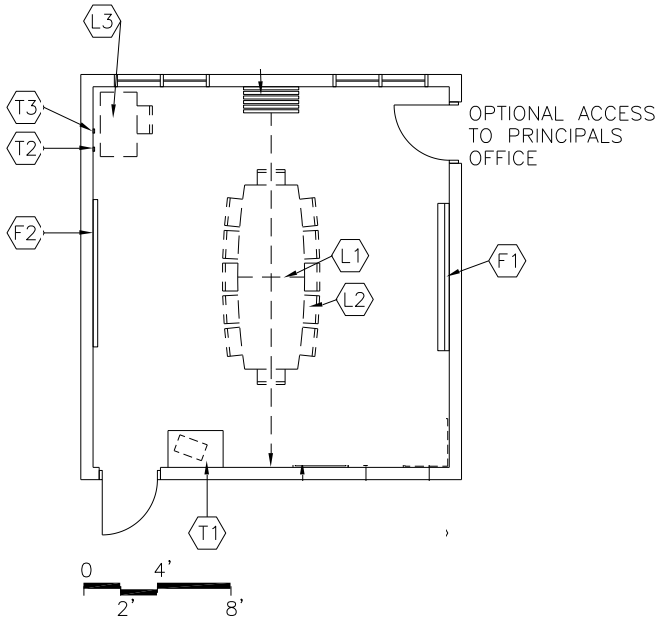
- M1 Printer
- M2 Computer
- M3 Fax (optional)

#### Room Technology:

- T1 Voice port and phone
- T2 Data port near workstation
- T3 Fax port (optional)
- T4 Data port for printer

**NOTES:** Loose furnishings and features shown represent one of many possible arrangements.

**CONFERENCE ROOM**



**QUANTITY:**

- 1

**CAPACITY:**

- Up to 20 people

**SIZE:**

- 300 SF

**SPATIAL RELATIONSHIPS:**

- In administrative suite

**GOAL:**

- To provide an area adequate for small and medium group conferences

**PROGRAM ACTIVITY:**

- Meetings/conferences
- Staff collaboration

**ENVIRONMENTAL CONSIDERATIONS:**

- Auditory privacy
- Design for computer aided presentations (electrical outlets from table for projection device, screen along short wall, light darkening capability)
- OSHA requirements maintained
- Uniform lighting
- Wheelchair accessibility

**Built-in Fixtures:**

- F1 Marker board (8 LF)
- F2 Tack board (8 LF)

**Loose Furnishings:**

- L1 Conference table
- L2 Chairs
- L3 Computer workstation furniture

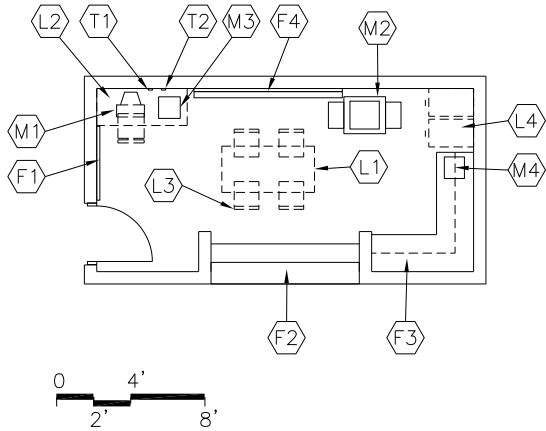
**Room Technology:**

- T1 Video port, monitor
- T2 Voice port and phone
- T3 Data port

**NOTES:** Loose furnishings and features shown represent one of many possible arrangements.

**Administrative Space**

**MAILROOM**



**QUANTITY:**

- 1

**SIZE:**

- 150 SF

**SPATIAL RELATIONSHIP:**

- Located within/adjacent to the administrative suite

**GOAL:**

- To provide adequate space and equipment for office work projects and an area to disseminate incoming mail to staff members

**PROGRAM ACTIVITIES:**

- Collating materials
- Copying
- Delivery of general mail
- General office work
- Storing of pertinent files

**ENVIRONMENTAL CONSIDERATIONS:**

- Auditory privacy
- OSHA requirements maintained
- Uniform lighting
- Wheelchair accessibility

**Built-in Fixtures:**

- F1 Tack board (4 LF)
- F2 Casework: 2sided mail slots for 110% of staff with base cabinets below
- F3 Casework: Base/wall cabinets
- F4 Marker board (8 LF)

**Loose Furnishings:**

- L1 Work table
- L2 Computer workstation with ergonomic task chair
- L3 2-4 Chairs
- L4 2, 4-drawer file cabinets

**Miscellaneous Equipment (provided by owner):**

- M1 Computer (optional)
- M2/3 Printer/copier (optional)
- M4 FAX (optional)

**Room Technology:**

- Voice ports and phones
- 2 data ports

**NOTES:** Loose furnishings and features shown represent one of many possible arrangements.

**SECURITY CENTER/ OFFICE SUITE**

**QUANTITY:**

- 1

**CAPACITY:**

- Up to 4 person

**SIZE:**

- 200 SF

**SPATIAL RELATIONSHIPS:**

- Near entrance to main Corridor
- Near student entrance if different
- Suite needs three activity areas
  - 1) Work/meeting space for team
  - 2) Breakout/quiet area (100 SF)
  - 3) Camera monitor area w/ privacy screen

**GOAL:**

- To serve as an area from which the school resource officers can perform their administrative and law enforcement functions

**PROGRAM ACTIVITIES:**

- Complete reports
- Meet with parents, staff, and other law enforcement officials
- Monitor surveillance equipment
- Perform counseling

**ENVIRONMENTAL CONSIDERATIONS:**

- Comfortable room with pleasant décor

Loose Furnishings:

- Work tables
- 2-4 chairs
- Desks/workstation and chair

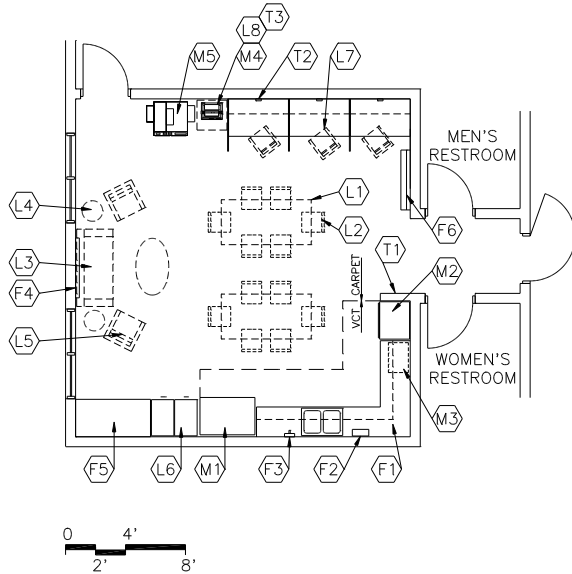
Room Technology:

- Voice ports and phones to both desks
- Data ports near workstations
- Base system for security cameras

NOTES:

**Administrative Space**

**STAFF BREAK ROOM**



**QUANTITY:**

- 1 room

**CAPACITY:**

- 6-36 teachers

**SIZE:**

- 800 SF (including bathrooms)

**ANCILLARY SPACES:**

- Men's and Women's Restrooms

**SPATIAL RELATIONSHIPS:**

- Access from Corridor
- Near Dining
- Restrooms within or near

**GOAL:**

- To provide an area for staff to relax and prepare for classes.

**PROGRAM ACTIVITIES:**

- Eating
- Interacting with peers
- Prepare lessons using computer, video, and other resources.
- Relaxing
- Using the telephone

**ENVIRONMENTAL CONSIDERATIONS:**

- Adequate ventilation/exhaust
- Auditory Privacy:
  - Wall minimum: STC 45
  - Ceiling minimum: CAC 35
- Consider future technology needs, build-in flexibility to retain options
- Electrical outlets for equipment
- OSHA requirements maintained
- Uniform lighting with multi-level switching
- Windows to provide natural light and egress

**Built-in Fixtures:**

- F1 Casework: Base/wall cabinets
- F2 Towel dispenser
- F3 Soap dispenser
- F4 Tack board (4 LF)
- F5 Casework: Wardrobe for floating teachers
- F6 Marker board (4 LF)

**Loose Furnishings:**

- L1 2 Rectangular tables
- L2 12 Chairs
- L3 Sofa
- L4 End tables
- L5 Lounge chairs
- L6 2-3, 2-drawer locking file cabinet for floating teachers
- L7 2-3 Workstations for floating teachers with ergonomic task chairs
- L8 Printer table
- M1 Vending machine
- M2 Refrigerator
- M3 Microwave

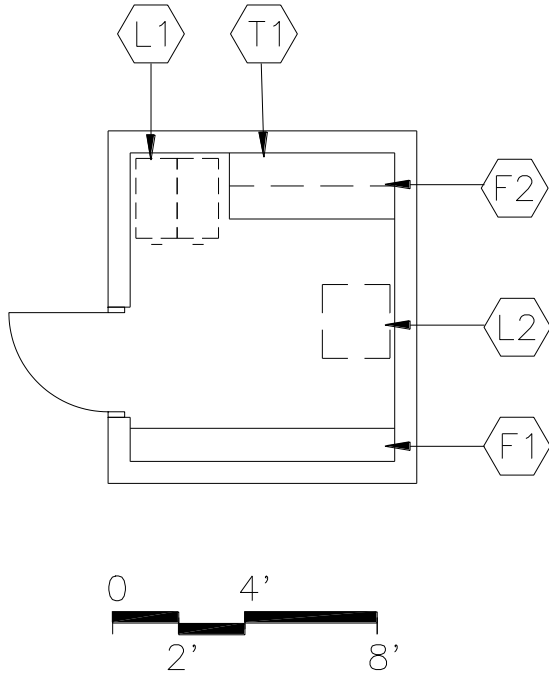
**Room Technology:**

- T1 1 voice port and phone
- T2 1 data port in each workstation
- T3 1 data port for printer
- Single point 'face plate' near teachers work station to include: Voice, data, VGA, and HDMI
- Additional ports: Clock/PA, 2 wireless

**NOTES:** Loose furnishings and features shown represent one of many possible arrangements.



**SUPPLY (General)/ ADMINISTRATIVE STORAGE**



**ENVIRONMENTAL CONSIDERATIONS:**

- Auditory privacy
- Uniform lighting

**Built-in Fixtures:**

- F1 Shelving
- F2 Lockable cabinets

**Loose Furnishings:**

- L1 2, 4-drawer file cabinet
- L2 Small safe

**Room Technology:**

- T1 Data port

**QUANTITY:**

- 1

**SIZE:**

- 250 SF

**SPATIAL RELATIONSHIPS:**

- Adjacent and access to Administrative Workroom

**GOAL:**

- To provide adequate and secure storage for office supplies

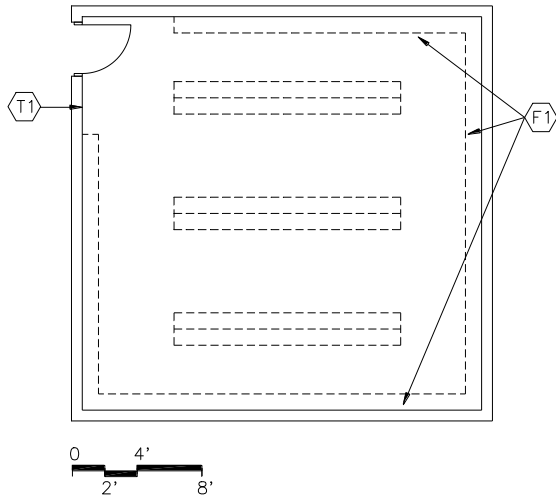
**PROGRAM ACTIVITY:**

- Storing of office supplies, forms, and files

**NOTES:** Loose furnishings and features shown represent one of many possible arrangements.

**Administrative Space**

**TEXT BOOK ROOM**



**ENVIRONMENTAL CONSIDERATIONS:**

- Electrical outlets
- Uniform lighting

**Built-in Fixtures:**

F1 Adjustable shelving (2,000 LF)

**Room Technology:**

T1 Voice port

**QUANTITY:**

- 1

**SIZE:**

- 800 SF (2,000 LF of shelving)

**SPATIAL RELATIONSHIPS:**

- Near Administration

**GOAL:**

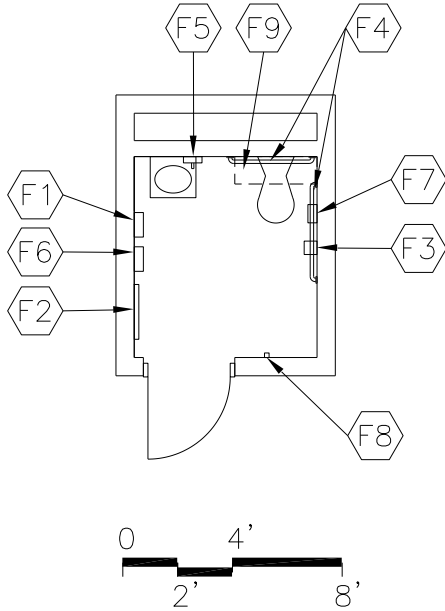
- To provide secure storage for teaching materials

**PROGRAM ACTIVITY:**

- Storage of textbooks and teaching supplies and forms
- Inventory

**NOTES:** Loose furnishings and features shown represent one of many possible arrangements.

**TOILET (Adult)**



**ENVIRONMENTAL CONSIDERATIONS:**

- Adequate exhaust/ventilation
- Moisture- and stain-resistant finishes
- Wheelchair accessibility

**Built-in Fixtures:**

- F1 Towel dispenser
- F2 24" x 60" mirror
- F3 Toilet tissue holder
- F4 36" and 42" grab bars
- F5 Soap dispenser
- F6 Sanitary dispenser
- F7 Sanitary disposal
- F8 Coat hook
- F9 Casework: Wall cabinet

**QUANTITY:**

- 1

**CAPACITY:**

- Up to 1 person

**SIZE:**

- 50 SF

**SPATIAL RELATIONSHIPS:**

- Adjacent to Administrative Workroom

**NOTES:** Loose furnishings and features shown represent one of many possible arrangements.

**Administrative Space**

---

**Guidance/ Student Services Space  
RECEPTION AND WELCOME CENTER**

**QUANTITY:**

- 1

**CAPACITY:**

- Parents
- Staff
- Students
- Visitors

**SIZE:**

- 300 SF

**SPATIAL RELATIONSHIPS:**

- Locate near entrance
- Glass into the corridor for security and visibility

**GOAL:**

- To provide a space designated to help students and the public feel welcome and to provide information
- Waiting area for counselor services

**PROGRAM ACTIVITIES:**

- Administrative activities
- Greeting visitors
- Waiting area for students

**ENVIRONMENTAL CONSIDERATIONS:**

- Auditory privacy
- Electrical outlets for equipment
- Environmental sound control:
  - Wall minimum: STC 45
  - Ceiling minimum: CAC 35
- Uniform lighting
- Wheelchair accessibility

Built-in Fixtures:

- Tack board (4 LF)
- Reception counter (optional)

Loose Furnishings:

- 4 visitor chairs
- Desk
- End table
- Ergonomic task chair
- Information kiosk/display

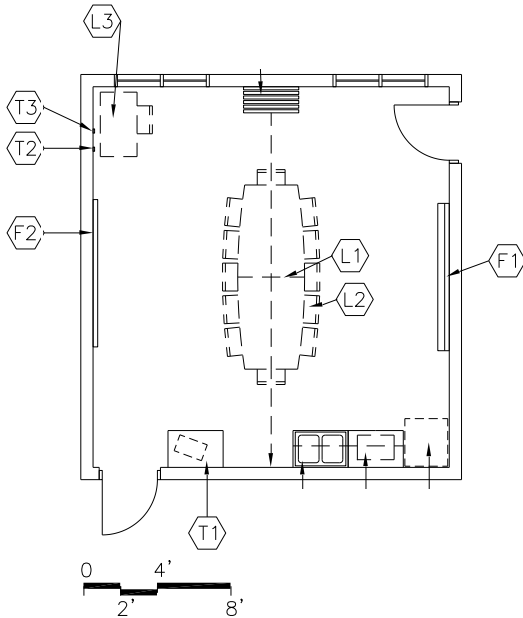
Room Technology:

- Cable/MATV port
- Data port for printer
- Data port near workstation
- Video port, monitor, VCR, and brackets
- Voice port and phone

NOTES:

**Guidance/ Student Services Space**

**CONFERENCE/ TESTING ROOMS**



**QUANTITY:**

- 2

**CAPACITY:**

- Up to 16 people

**SIZE:**

- 250 SF

**SPATIAL RELATIONSHIPS:**

- In student services/ guidance suite

**GOAL:**

- To provide an area adequate for small and medium group conferences
- To provide an area for testing

**PROGRAM ACTIVITY:**

- Meetings/conferences
- Staff collaboration

**ENVIRONMENTAL CONSIDERATIONS:**

- Auditory privacy
- Design for computer aided presentations (electrical outlets from table for projection device, screen along short wall, light darkening capability)
- OSHA requirements maintained
- Uniform lighting
- Wheelchair accessibility

**Built-in Fixtures:**

- F1 Marker board (8 LF)
- F2 Tack board (8 LF)

**Loose Furnishings:**

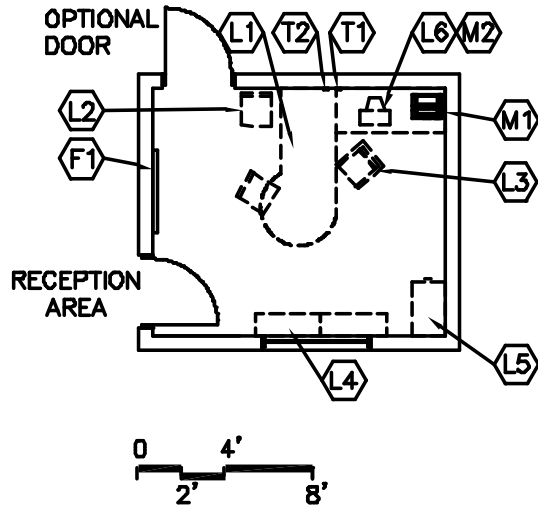
- L1 Conference table
- L2 16 Chairs
- L3 Computer workstation with ergonomic task chair

**Room Technology:**

- T1 Video port, monitor
- T2 Voice port and phone
- T3 Data port

**NOTES:** Loose furnishings and features shown represent one of many possible arrangements.

**GUIDANCE OFFICES**



**QUANTITY:**

- 6

**CAPACITY:**

- 1 Staff person
- Up to 3 people

**SIZE:**

- 120 SF

**GOAL:**

- To provide an office for counselors and the registrar to perform administrative functions and meet with parents and students

**PROGRAM ACTIVITIES:**

- Conferencing with parents, students, and staff
- Coordination of school and support services
- Telephone communications (private)

**ENVIRONMENTAL CONSIDERATIONS:**

- Auditory privacy
- Electrical outlets for equipment
- Environmental sound control:
  - Wall minimum: STC 45
  - Ceiling minimum: CAC 35
- Uniform lighting
- Windows to provide natural light

Built-in Fixtures:

- F1 Tack board (4 LF)

Loose Furnishings:

- L1 Desk with conference table
- L2 2 guest chairs
- L3 Ergonomic task chair
- L4 Adjustable height bookshelves (12 LF)
- L5 1, 4-drawer locking file cabinet
- L6 Computer workstation

Room Technology:

- T1 1 voice port and phone
- T2 2 data ports

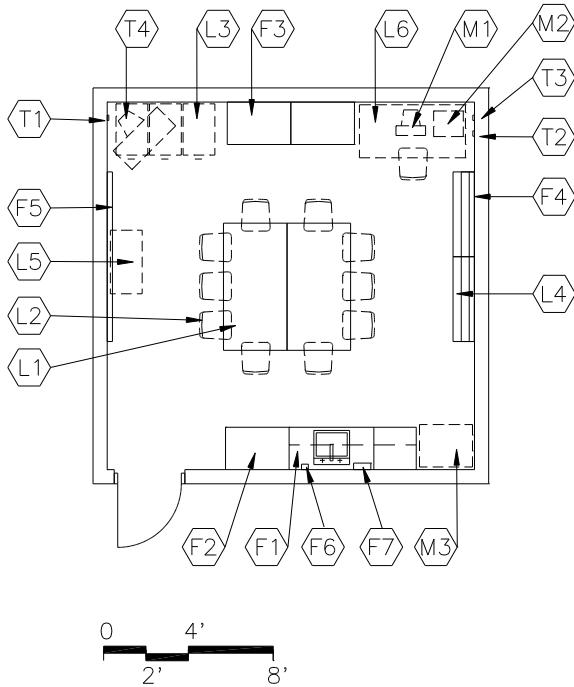
Miscellaneous Equipment (provided by owner):

- M1/2 Computer/printer

NOTES: Loose furnishings and features shown represent one of many possible arrangements.

**Guidance/ Student Services Space**

**PARENT RESOURCE CENTER**



**PROGRAM ACTIVITIES:**

- Parent training
- Small group meetings
- Storage for personal items
- Storage of fundraising materials (PTO/PTA)
- Work area

**Built-in Fixtures:**

- F1 Casework: Base/wall cabinets
- F2 Casework: Wardrobe cabinet
- F3 Casework: Storage cabinets
- F4 Marker board (8 LF)
- F5 Tack board (8 LF)
- F6 Soap dispenser
- F7 Towel dispenser

**Loose Furnishings:**

- L1 2 tables (36" x 72")
- L2 10 chairs
- L3 4-drawer file cabinet
- L4 Adjustable height bookshelves (20 LF)
- L6 Computer workstation

**Miscellaneous Equipment (provided by owner):**

- M1 Computer
- M2 Printer
- M3 Refrigerator with ice maker

**Plumbing Features:**

**Plumbing connections:**

- Sink, single/deep bowl
- Hook-up for ice maker

**QUANTITY:**

- 1

**CAPACITY:**

- Up to 12 People
- Parents
- PTO/PTA members
- Volunteers

**SIZE:**

- 300 SF

**SPATIAL RELATIONSHIPS:**

- Near Reception/ Welcome Center
- Near Main Lobby Entrance
- Near Public Restrooms

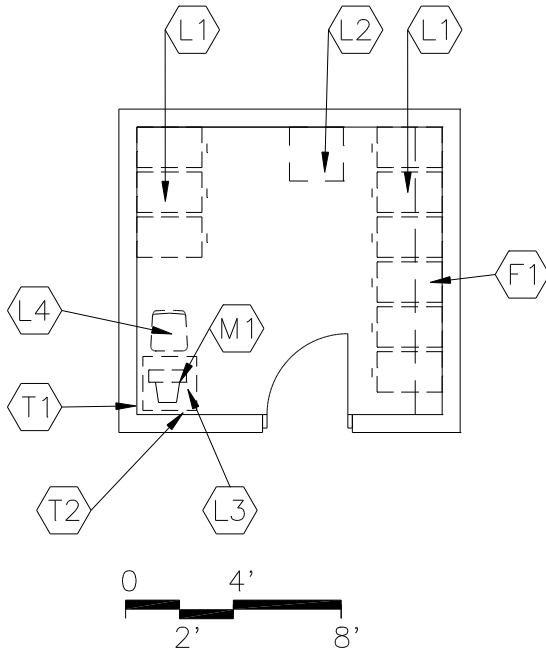
**GOALS:**

- To provide a place for parents to meet and work when they volunteer at school
- To provide a place for parents to store their personal belongings
- To provide a place for the PTSA to store their materials
- To provide space for parents to check-out and use parenting sources

**NOTES:** Loose furnishings and features shown represent one of many possible arrangements.



**RECORDS STORAGE ROOM**



**QUANTITY:**

- 1

**CAPACITY:**

- Staff Up to 1

**SIZE:**

- 150 SF

**SPATIAL RELATIONSHIPS:**

- Near Business Manager's Office

**GOAL:**

- To provide secure, fireproof, and adequate storage for money, records, and other valuable items

**PROGRAM ACTIVITIES:**

- Accessible to administration staff
- Storage of files and records
- Storing of money and other valuable items

**ENVIRONMENTAL CONSIDERATIONS:**

- Security of door
- Uniform lighting

**Built-in Fixtures:**

- F1 Casework: Wall shelving

**Loose Furnishings:**

- L1 8-10, 4-drawer file cabinets (fireproof)
- L2 Small safe
- L3 Small table
- L4 Chair

**Room Technology:**

- T1 Voice port and phone
- T2 Data port

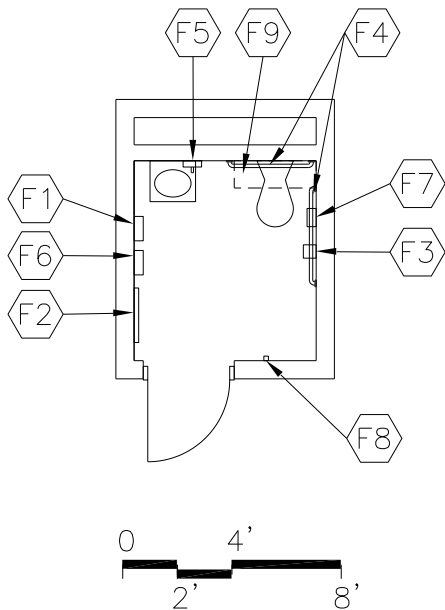
**Miscellaneous Equipment (provided by owner)**

- M1 Computer

**NOTES:** Loose furnishings and features shown represent one of many possible arrangements.

**Guidance/ Student Services Space**

**TOILET (Adult)**



**ENVIRONMENTAL CONSIDERATIONS:**

- Adequate exhaust/ventilation
- Environmental sound control:
  - Wall minimum: STC 45
  - Ceiling minimum: CAC 35
- Moisture- and stain-resistant finishes
- Uniform lighting
- Wheelchair Accessibility

**Built-in Fixtures:**

- F1 Towel dispenser
- F2 24" x 60" mirror
- F3 Toilet tissue holder
- F4 36" and 42" grab bars
- F5 Soap dispenser
- F6 Sanitary dispenser
- F7 Sanitary disposal
- F8 Coat hook
- F9 Casework: Wall cabinet

**QUANTITY:**

- 2

**CAPACITY:**

- Up to 1 person

**SIZE:**

- 50 SF

**SPATIAL RELATIONSHIPS:**

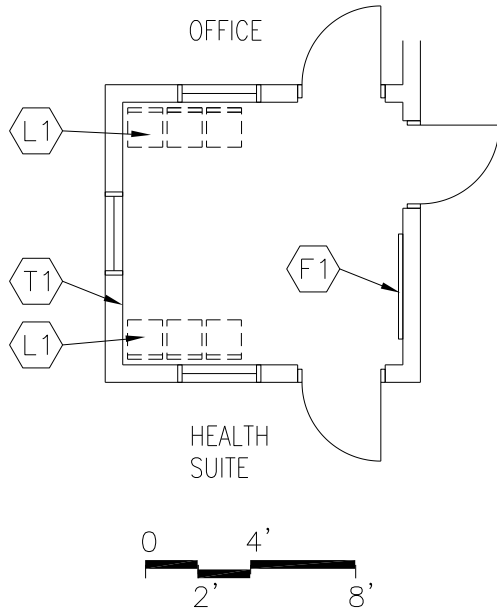
- Located within Health Suite adjacent to the Cot Area

**PROGRAM ACTIVITY:**

- Changing clothing
- Personal and health needs for the health suite

**NOTES:** Loose furnishings and features shown represent one of many possible arrangements.

**Health Suite Space  
RECEPTION/ WAITING AREA**



**ENVIRONMENTAL CONSIDERATIONS:**

- Environmental sound control:  
Wall minimum: STC 45  
Ceiling minimum: CAC 35
- Uniform lighting
- Windows to provide natural light

**Built-in Fixtures:**

- F1 Tack board
- Brochure rack

**Loose Furnishings:**

- L1 4-6 visitor chairs
- 2 Side tables w/ lamps

**Room Technology:**

- T1 Voice port

**Finishes:**

**Flooring:**

- Moisture and stain-resistant finishes

**Counter Tops:**

- Chemical-resistant

**QUANTITY:**

- 1

**CAPACITY:**

- Up to 6 people

**SIZE:**

- 200 SF

**SPATIAL RELATIONSHIPS:**

- First space one enters in Health Suite
- Ground floor
- May include Nurse's desk and work station (see Office for description of F&E)

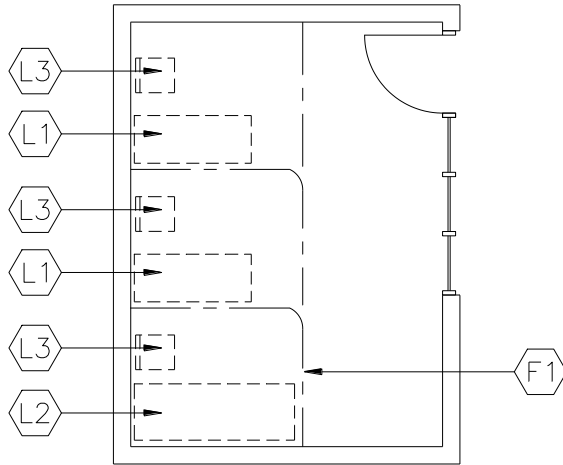
**GOAL:**

- To provide an area for students waiting to see the nurse or for parent pick-up

**NOTES:** Loose furnishings and features shown represent one of many possible arrangements.

## Health Suite Space

### COT ROOMS



#### QUANTITY:

- 2

#### CAPACITY:

- 1 person per cot

#### SIZE:

- 100 SF

#### ANCILLARY SPACES:

- Toilet adjacent to each cot area

#### SPATIAL RELATIONSHIPS:

- Located within Health Suite

#### GOAL:

- To provide a place for students and staff to lie down when feeling ill

#### PROGRAM ACTIVITIES:

- Resting

#### ENVIRONMENTAL CONSIDERATIONS:

- Adequate ventilation
- Audio and visual privacy
- Separate Male and Female Cot areas visible to the Office and Waiting Area
- Visual access to Waiting Area/Reception or Welcome Center

#### Built-in Fixtures:

- F1 Cubical curtain

#### Loose Furnishings:

- L1 2 small cots
- L2 1 large cot
- L3 3 chairs

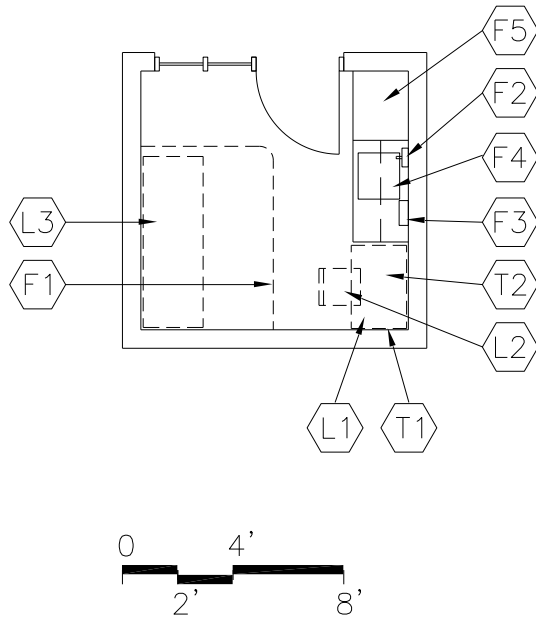
#### Finishes:

#### Flooring:

- Moisture and stain-resistant finishes

**NOTES:** Loose furnishings and features shown represent one of many possible arrangements.

**EXAM ROOM/ TREATMENT AREA**



**QUANTITY:**

- 1

**CAPACITY:**

- Up to 2 people

**SIZE:**

- 125 SF

**ANCILLARY SPACES:**

- Storage Area

**SPATIAL RELATIONSHIPS:**

- Located within Health Suite and adjacent to Treatment Area
- Near Waiting Area

**GOAL:**

- To provide school based health services

**PROGRAM ACTIVITIES:**

- Administrative paperwork
- Consultation with students
- First aid
- Health screening
- Medical treatments
- Medication administration

**ENVIRONMENTAL CONSIDERATIONS:**

- Adequate ventilation
- Electrical outlets for equipment
- Sink with hot and cold water/gooseneck with paddle handles
- Visual access to Waiting Area/Reception
- Wheelchair area within space

Note: Nurse should have visual control over the cots and reception area even while in the treatment area.

Built-in Fixtures:

- F1 Cubical curtain
- F2 Soap dispenser
- F3 Towel dispenser
- F4 Casework: Base/wall cabinets
- F5 Casework: Student-access medicine cabinet (see staff for space and design requirements)

Loose Furnishings:

- L1 Desk
- L2 Ergonomic chair
- L3 Cot or exam table

Room Technology:

- T1 Voice port and phone
- T2 Data port

Finishes:

**Flooring:**

- Moisture and stain-resistant finishes

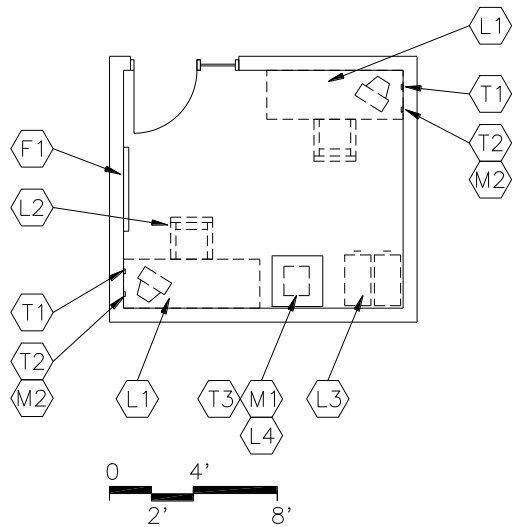
**Counter Tops:**

- Chemical-resistant

NOTES: Loose furnishings and features shown represent one of many possible arrangements.

**Health Suite Space**

**OFFICE**



**QUANTITY:**

- 1

**CAPACITY:**

- Up to 2 people

**SIZE:**

- 100 SF

**SPATIAL RELATIONSHIPS:**

- Adjacent and visual into Waiting Area/Reception

**GOAL:**

- To provide an office for the staff to perform clerical functions

**PROGRAM ACTIVITIES:**

- Computer input
- Conferences with staff and other visitors
- Paperwork
- Planning
- Telephone calls

**ENVIRONMENTAL CONSIDERATIONS:**

- Auditory privacy
- Electrical outlets for equipment
- Environmental sound control:  
Wall minimum: STC 45  
Ceiling minimum: CAC 35
- Uniform Lighting

**Built-in Fixtures:**

- F1 Tack board

**Loose Furnishings:**

- L1 1 desk
- L2 1 ergonomic task chair
- L3 1 4-drawer file cabinet
- L4 Printer table
- Guest chair

**Room Technology:**

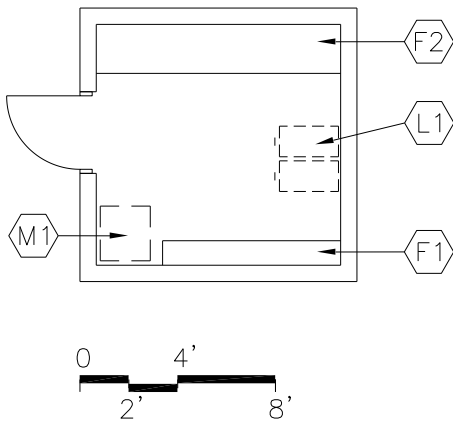
- T1 Voice port and phone
- T2 Data port near workstation
- T3 Data port for printer

**Miscellaneous Equipment (provided by owner):**

- M1 Printer
- M2 Computer

**NOTES:** Loose furnishings and features shown represent one of many possible arrangements.

**STORAGE AREA**



**QUANTITY:**

- 1

**CAPACITY:**

- Up to 1 person

**SIZE:**

- 50 SF

**SPATIAL RELATIONSHIPS:**

- Adjacent and access to Treatment Area

**GOAL:**

- To provide storage for medical supplies and equipment

**PROGRAM ACTIVITIES:**

- Storage

**ENVIRONMENTAL CONSIDERATIONS:**

- Security of equipment, supplies, and medicines
- Uniform lighting

Built-in Fixtures:

- F1 Storage shelving - 12" deep
- F2 Storage shelving - 24" deep

Loose Furnishings:

- L1 File cabinets

Miscellaneous Equipment:

- M1 Refrigerator (lockable) with ice maker

Plumbing Features:

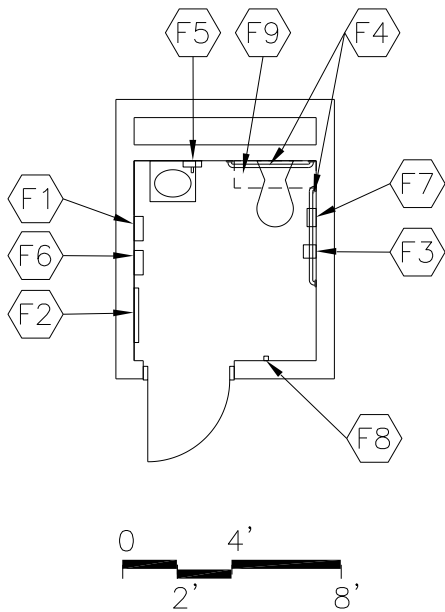
Plumbing connections:

- Ice maker, refrigerator

NOTES: Loose furnishings and features shown represent one of many possible arrangements.

**Health Suite Space**

**TOILET**



**ENVIRONMENTAL CONSIDERATIONS:**

- Adequate exhaust/ventilation
- Environmental sound control:
  - Wall minimum: STC 45
  - Ceiling minimum: CAC 35
- Moisture- and stain-resistant finishes
- Uniform lighting
- Wheelchair Accessibility

**Built-in Fixtures:**

- F1 Towel dispenser
- F2 24" x 60" mirror
- F3 Toilet tissue holder
- F4 36" and 42" grab bars
- F5 Soap dispenser
- F6 Sanitary dispenser
- F7 Sanitary disposal
- F8 Coat hook
- F9 Casework: Wall cabinet

**QUANTITY:**

- 2

**CAPACITY:**

- Up to 1 person

**SIZE:**

- 50 SF

**SPATIAL RELATIONSHIPS:**

- Located within Health Suite adjacent to the Cot Area

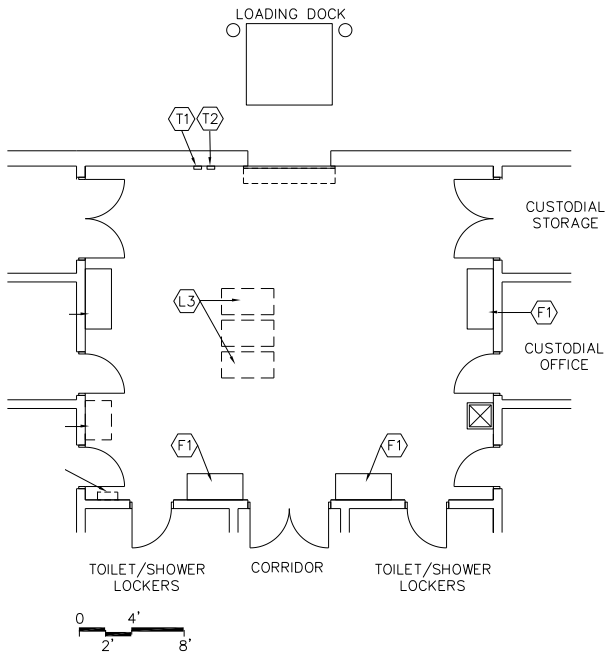
**PROGRAM ACTIVITY:**

- Changing clothing
- Personal and health needs for the health suite

**NOTES:** Loose furnishings and features shown represent one of many possible arrangements.



**Maintenance & Custodial Space  
RECEIVING AND STORAGE**



**ENVIRONMENTAL CONSIDERATIONS:**

- Double doors with removable mullions to corridor
- Electrical outlets for equipment
- High ceiling
- Staging area with insulated overhead door large enough for forklift access
- Uniform lighting

**QUANTITY:**

- 1

**SIZE:**

- 600 SF

**SPATIAL RELATIONSHIPS:**

- Access to a main corridor
- Access to loading dock area

**GOAL:**

- To serve as the central point for delivery and shipping of bulk commodities and equipment and provide adequate storage for supplies and materials

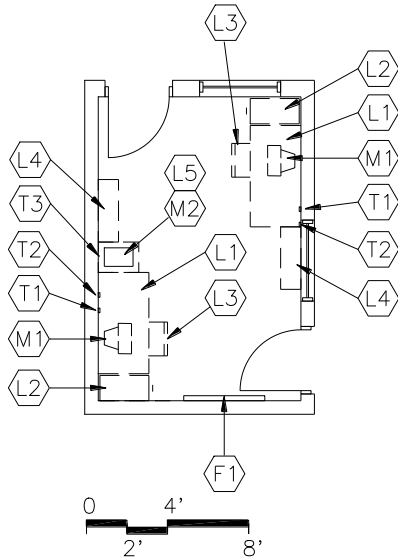
**PROGRAM ACTIVITIES:**

- Loading and unloading
- Storage of furniture, equipment, and general supplies

**NOTES:**

**Media Center Space**

**CUSTODIAL OFFICE**



**QUANTITY:**

- 1

**CAPACITY:**

- Up to 2 People

**SIZE:**

- 150 SF

**ANCILLARY SPACES:**

- Toilet/Shower/Lockers

**SPATIAL RELATIONSHIPS:**

- Adjacent and access to Custodial Storage
- Adjacent and access to Receiving
- Near corridor

**GOAL:**

- To provide an area for the maintenance manager, staff, and building engineer to provide supervision of the physical plan

**PROGRAM ACTIVITIES:**

- Conferences with staff and other visitors
- Paperwork
- Telephone calls

**ENVIRONMENTAL CONSIDERATIONS:**

- Electrical outlets for equipment
- Uniform lighting
- Visual control from Custodial Shop
- Visual control from Receiving

**Built-in Fixtures**

- F1 Book shelves

**Loose Furnishings:**

- L1 2 desks
- L2 2, 4-drawer file cabinets
- L3 2 ergonomic task chairs
- L4 Adjustable height bookshelves (12 LF)
- L5 Printer table

**Room Technology:**

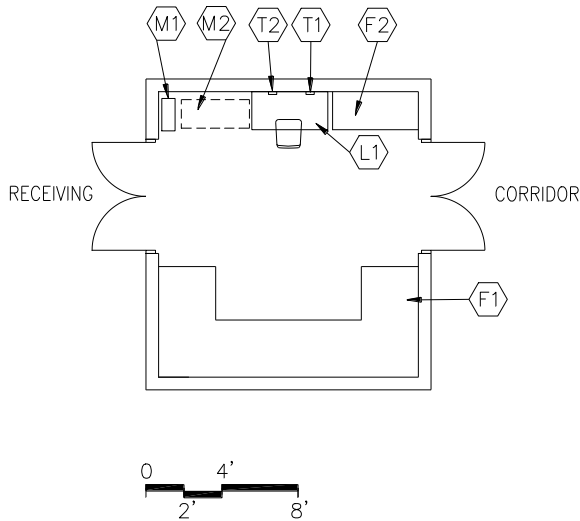
- T1 2 voice port and phone
- T2 2 data ports
- T3 FAX (optional)

**Miscellaneous Equipment (provided by owner):**

- M1 2 Computers
- M2 1 Printer

**NOTES:** Loose furnishings and features shown represent one of many possible arrangements.

**CUSTODIAL STORAGE**



**QUANTITY:**

- 1

**SIZE:**

- 300 SF

**SPATIAL RELATIONSHIPS:**

- Adjacent to Receiving
- Easy access to a main corridor
- Near Custodial Office

**GOAL:**

- To serve as the central point for storage of bulk commodities and equipment

**PROGRAM ACTIVITY:**

- Storage of materials for special events, paper, and general supplies

**ENVIRONMENTAL CONSIDERATIONS:**

- Double doors with removable mullions to Receiving and Corridor
- Electrical outlets for equipment
- High ceilings
- Uniform lighting

**Built-in Fixtures:**

- F1 Storage shelving (40 LF): 84" high x 36" deep
- F2 Storage shelving: 84" high x 24" deep

**Loose Furnishings:**

- L1 Desk and chair

**Room Technology:**

- T1/2 Voice and data connections

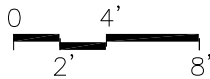
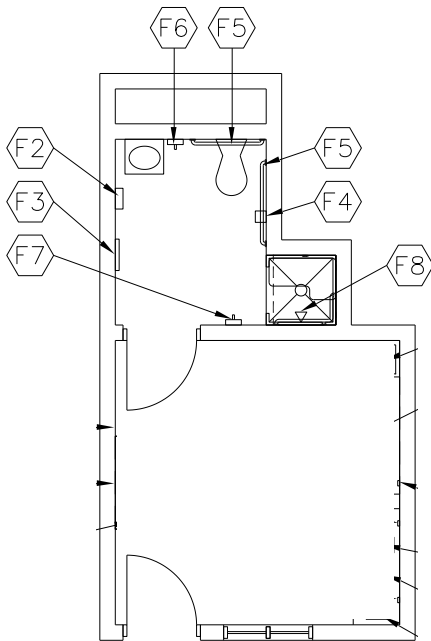
**Miscellaneous Equipment :**

- M2 Metal cabinet for flammables

**NOTES:** Loose furnishings and features shown represent one of many possible arrangements.

## Media Center Space

### TOILET/ SHOWER/ LOCKERS



**QUANTITY:**

- 2

**CAPACITY:**

- Custodial Staff

**SIZE:**

- 150 SF

**SPATIAL RELATIONSHIP:**

- Adjacent to Custodial Receiving Area
- Separate Male and Female rooms

**GOAL:**

- To provide an area for custodial staff to change and clean-up when needed.

**PROGRAM ACTIVITIES:**

- Changing
- Showering

Built-in Fixtures:

- F2 Towel dispenser
- F3 24" x 60" mirror
- F4 Toilet tissue holder
- F5 36" and 42" grab bars
- F6 Soap dispenser
- F7 Towel rack

Loose Furnishings:

- Benches and lockable lockers

**NOTES:** Loose furnishings and features shown represent one of many possible arrangements.

**Media Center Space  
LIBRARY COMMONS**

**QUANTITY:**

- 1

**CAPACITY:**

- 100 students
- 200 persons for community or staff meeting
- Media Specialist
- Media Assistant

**SIZE:**

- 4,400 SF (including Independent and on-line learning of 1,100 SF)

**ANCILLARY SPACES:**

- Equipment Storage (250 SF)
- Head End Room (250 SF)
- Office (150 SF)
- Staff Development (900 SF)
- Staff Toilet (40 SF)
- Workroom (350 SF)

**SPATIAL RELATIONSHIPS:**

- Three (3) activity areas:
  1. Individual Research and Reading around periphery where stacks are located
  2. Interactive and Small Group areas
  3. Independent/ On-line Learning area
- Good sight lines to all ancillary spaces
- Information desk located close to entrance and near office/workroom
- Locate standing card catalog station next to information desk
- Mobility for all free standing furniture including book shelves

**GOAL:**

- To provide a place for social interaction and multi-media production and presentation
- To provide students, staff, and community with access to paper and digital information

Finishes:

**Flooring:** Carpet  
Resilient tile in production/  
presentation area

**PROGRAM ACTIVITIES:**

- Reading, storytelling, speakers
- Circulation of materials and resources
- Whole group and small group instruction
- Meetings for staff and parents

**ENVIRONMENTAL CONSIDERATIONS:**

- Adequate ventilation
- Ceiling height in proportion to room dimensions
- Lighting appropriate to task with switches to dim separate zones of media center
- Security of school when center is in use after school hours
- Wall mounts and appropriate wiring for TV/ video in whole class zone
- Window treatment to darken room for AV presentations
- Windows to provide natural light and egress

Loose Furnishings:

**Individual research and reading area:**

- 10 lounge chairs
- 5 end tables
- Book stacks mostly peripheral (quantity site specific); some low shelving (36") on castors
- Independent workstations distributed around the periphery (w/outlets); comfortable chairs

**Interactive and Small Group area**

- 12 four-person tables and chairs in two locations; consider different heights and alternative seating choices (outlets at every location)
- 24 seated computer work stations separating groups

**Independent/ On-Line Learning area**

- 32 computer work stations and chairs (swivel)
- Teacher workstation and chair

Room Technology:

- 2 data ports for network printers
- 24 data ports at seated stations
- Robust wireless access

**Information Desk area**

- 2 data ports
- Bar code reader
- Voice ports and phones

**Media Center Space**

---

Electrical:

- Duplex outlets throughout
- Electrical outlets at all column locations
- Flush covers for floor outlets
- Multilevel lighting
- Recessed floor/ wall electrical outlets in floor at tables

HVAC:

- Supply/return air system
- Independent temperature control

**Interactive Small Group area**

- Large screen monitor
- Data and cable TV port

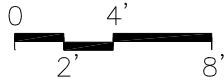
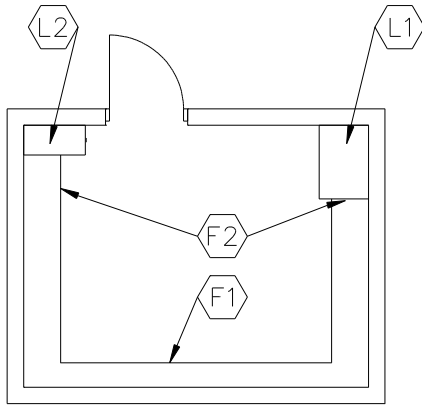
**On-Line Learning area**

- 32 data ports
- Large screen monitor

---

NOTES:

**EQUIPMENT STORAGE**



**QUANTITY:**

- 1

**SIZE:**

- 250 SF

**SPATIAL RELATIONSHIP:**

- Adjacent and access to the workroom

**GOAL:**

- To provide a safe and secure area for storage of equipment and supplies

**ENVIRONMENTAL CONSIDERATION:**

- Security of door
- Uniform lighting with single-level switching
- Windowless

**Built-in Fixtures:**

- F1 Storage shelving (12" deep)
- F2 Storage shelving (18" deep)

**Loose Furnishings:**

- L1 Adjustable height shelving (24" deep)
- L2 4-drawer file cabinet (legal)

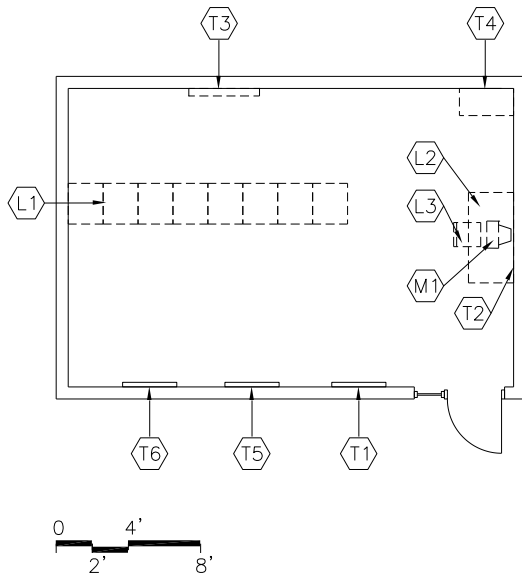
**Electrical Features:**

- Duplex receptacles to charge laptop carts when not in use
- Single-level switching

**NOTES:** Loose furnishings and features shown represent one of many possible arrangements.

**Media Center Space**

**HEAD END (Telecommunications) ROOM**



**QUANTITY:**

- 1

**SIZE:**

- 250 SF

**GOALS:**

- To provide a secure area to serve as the information hub of the school. File servers will serve the buildings computer network
- To provide satellite up and down links that will send and receive voice, video, and data. Fiber optic cable will serve the telephone, fax, and video of the school and other district buildings

**PROGRAM ACTIVITIES:**

- Cable and CATV reception and broadcasting
- Network management
- Security system location
- Telephone wiring entry and distribution
- Voice, video, data reception and distribution

**ENVIRONMENTAL CONSIDERATIONS:**

- Access to ceiling and ceilings for modifications to systems and wiring
- Adequate power supply will be required and auxiliary UPS power for back-up. (Quality of power is important.)
- Adequate ventilation
- Air conditioning dedicated to this space
- Dedicated electrical circuitry
- Security of door

**Loose Furnishings:**

- L1 6-8 racks
- L2 Computer workstation/M1 computer
- L3 Ergonomic task chair

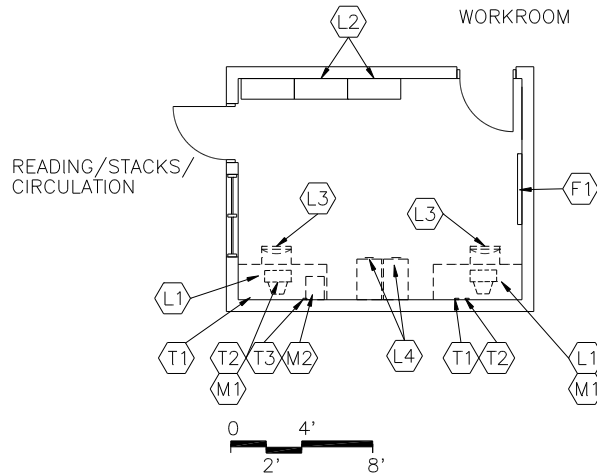
**Room Technology:**

- T1 Data network system
- T2 Voice port and phone
- T3 Telephone switchgear
- T4 Video network control
- T5 Satellite dish connection
- T6 Satellite and cable system controls access

**NOTES:** Loose furnishings and features shown represent one of many possible arrangements.



**OFFICE**



**QUANTITY:**

- 1

**CAPACITY:**

- Media Specialist

**SIZE:**

- 150 SF

**SPATIAL RELATIONSHIPS:**

- Adjacent and access to Reading/ Stacks/ Circulation
- Adjacent and access to Workroom
- Near Circulation desk

**GOAL:**

- To provide a private work area for the media specialist, easy access to the circulation desk, media production area, and computer resource area

**PROGRAM ACTIVITIES:**

- Ordering
- Scheduling
- Cooperative learning
- Administrative work (preparing budget, reports, etc.)
- Processing and repairing books, videos, discs, etc.

**ENVIRONMENTAL CONSIDERATIONS:**

- Environmental sound control:
  - Wall minimum: STC 45
  - Ceiling minimum: CAC 35
- Auditory privacy
- Electrical outlets for equipment
- Uniform lighting
- Visual access to Reading/Stacks/Circulation

**Built-In Fixtures:**

- F1 Tack board (4 LF)

**Loose Furnishings:**

- L1 1-2 Computer workstations
- L2 Adjustable height bookshelves (24 LF)
- L3 1-2 Ergonomic task chairs
- L4 2, 4-drawer file cabinets

**Room Technology:**

- T1 Data network system near each workstation
- T2 Voice port and phone near each workstation
- T3 Data port for printer/copier/fax

**Miscellaneous Equipment :**

- M1 Computer
- M2 Printer/ copier/ fax (optional)

**NOTES:** Loose furnishings and features shown represent one of many possible arrangements.

**Media Center Space**

**PRODUCTION/ MULTI-MEDIA STUDIO**

**CAPACITY:**

- 4 students
- 1 teacher

**SIZE:**

- 360 (includes 100 SF Control Room)

**SPATIAL RELATIONSHIPS:**

- Accessible to and near the Library Commons
- Two separate rooms:
  - 1) Production/ Multi-media Studio
  - 2) Control Room

**GOAL:**

- To provide a soundproof, properly lighted room for video productions, audio productions, publication purposes, and multimedia productions using computer accessories and peripherals such as scanners, digital cameras, etc.

**PROGRAM ACTIVITIES:**

- Closed circuit TV production
- Creative writing
- Digitizing
- Newspaper production
- Scanning
- Video creation/production
- Voice over/dubbing

Finishes:

- **Flooring:** Studio floor should be medium gray tiles, and the Control Room should have VCT.
- **Walls/ Ceilings:** Should be painted flat black.

Electrical Features:

- Electrical outlets for equipment
- Lighting bar or grid with dimmer board in Control Room
- Provide a medium duty cyclorama I-beam supplied for “walk along” operation.
- Special lighting for video production
- Uniform lighting with an appropriate visual comfort level

**ENVIRONMENTAL CONSIDERATIONS:**

- Capability of transmitting live or pre-recorded programs to the rest of the school.
- Dual glass windows (typically 6’ x 3’) required between the studio and control room.
- Due to the changing nature of technology, a media production room is to be designed for flexibility of use.
- Electrical outlets for equipment
- Environmental sound control:
  - Wall minimum: STC 45
  - Ceiling minimum: CAC 40
  - Acoustically improved entry door seals
- Provide visual control from media center, if adjacent

Built-in Fixtures:

- 12-16 ‘ counter (sink) with lockable cabinets below
- Ceiling mounted short throw projector or interactive white board
- Counter along window wall between and facing control room.
- Dry erase board (16’)
- Manual projection screen or interactive white board
- Tack board above counter
- Wall curtain

Loose Furnishings:

Loose furniture TBD:

- 2 printer tables
- 4 six person tables (rectangles for easy reconfiguration)
- 6 stackable student chairs
- Book cases
- Cabinets for files and flat files

Area Technology:

- 2 data ports for printers
- 2 data ports for scanners
- 5 data ports
- Audio connection from counter along window wall between and facing Control Room
- Cable connections to Control Room for light and sound controls
- Communication connections between studio and control room
- Voice Port and phone

---

**Media Center Space**

---

HVAC Features:

- Separate HVAC control from the Media Center

Plumbing Features:

- Plumbing connections for sink

Miscellaneous Equipment:

Video and production equipment TBD

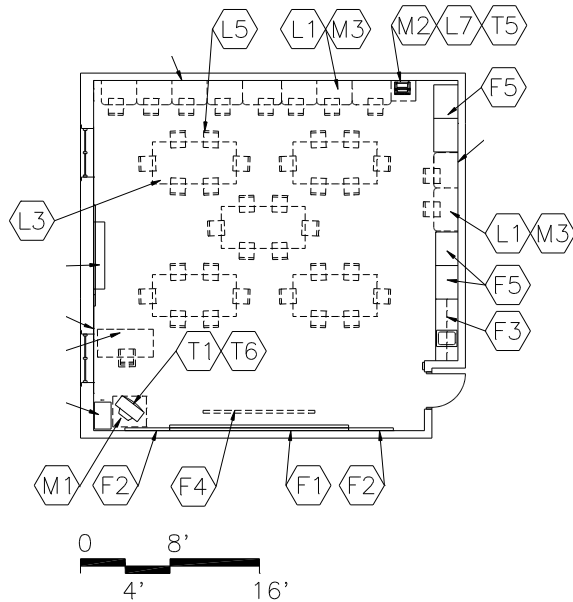
- 2 network printers/scanners
- Copy machine
- Portable sound system

---

NOTES: Loose furnishings and features shown represent one of many possible arrangements.

**Media Center Space**

**STAFF DEVELOPMENT/ CONFERENCE ROOM**



**QUANTITY:**

- 1

**CAPACITY:**

- Up to 24 people
- Guest speakers

**SIZE:**

- 750 SF

**ANCILLARY SPACES:**

- Instructional Coach's Office

**SPATIAL RELATIONSHIPS:**

- Near Media Center

**GOAL:**

- To provide flexible space as a resource area for meetings and training

**PROGRAM ACTIVITIES:**

- Computerized instruction
- Hands-on activities
- Large group and small group instruction
- Presentation

**ENVIRONMENTAL CONSIDERATIONS:**

- Comfortable rooms with pleasant décor that contribute to an atmosphere conducive to creativity
- Electrical outlets for equipment
- Proportion for effective viewing and listening from all areas of the classroom
- Uniform lighting
- Window treatment to darken room for AV presentation
- Windows to provide natural light and egress

**Built-in Fixtures:**

- F1 Marker board on two walls (16 LF X 2)
- F2 Tack board (8-16 LF)
- F3 Casework: Base/wall cabinets around sink
- F4 Manual projection screen (optional)
- F5 Casework: Counter for coffee machine and microwave; under the counter refrigerator

**Loose Furnishings:**

- L1 Computer station(s) and printer table (#TBD)
- L3 4-5 rectangular tables
- L5 24 chairs
- L6 Adjustable height bookshelves (24 LF)
- L7 Table for printer (optional)

**Room Technology:**

- T1 Data port for computer
- T5 Data port for printer/copier/ fax
- T6 Voice port and phone

**Miscellaneous Equipment :**

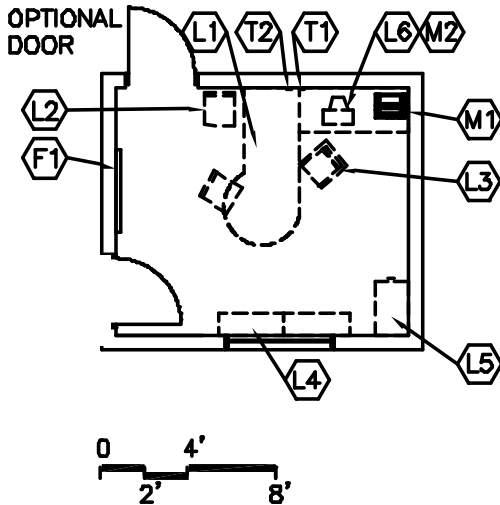
- M1 Computer (optional)
- M2 Printer/ copier/ fax (optional)
- M3 2 wireless ports
- Interactive white board

**Plumbing Features:**

- Plumbing connections: Single, deep sink

**NOTES:** Loose furnishings and features shown represent one of many possible arrangements.

**INSTRUCTIONAL COACH'S OFFICE**



**QUANTITY:**

- 1

**CAPACITY:**

- 2 people

**SIZE:**

- 150 SF

**SPATIAL RELATIONSHIPS:**

- Adjacent staff development suite

**GOAL:**

- To provide an office for instructional coach

**PROGRAM ACTIVITIES:**

- Maintain staff resource area
- Meet with staff for training

**ENVIRONMENTAL CONSIDERATIONS:**

- Environmental sound control:
  - Wall minimum: STC 45
  - Ceiling minimum: CAC 35
- Windows to provide natural light
- Electrical outlets for equipment
- Auditory privacy
- Uniform lighting

Built-in Fixtures:

- F1 Tack board (4 LF)

Loose Furnishings:

- L1 Desk with conference table
- L2 2 guest chairs
- L3 Ergonomic task chair
- L4 Adjustable height bookshelves (12 LF)
- L5 1, 4-drawer locking file cabinet
- L6 Computer workstation

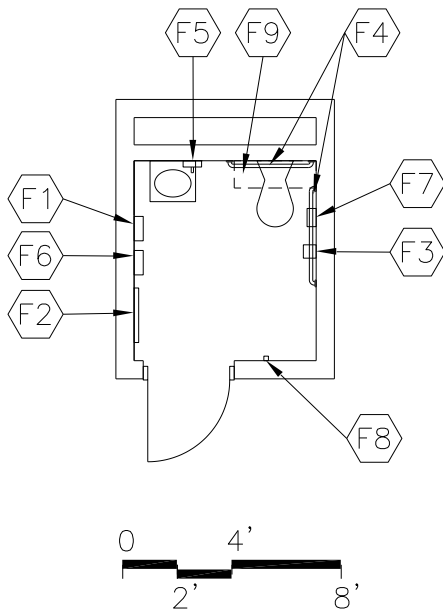
Room Technology:

- T1 1 voice port and phone
- T2 Data ports
- M1/2 Computer/printer

NOTES: Loose furnishings and features shown represent one of many possible arrangements.

## Media Center Space

### TOILET



**QUANTITY:**

- 2

**CAPACITY:**

- Up to 1 person

**SIZE:**

- 40 SF

**SPATIAL RELATIONSHIPS:**

- Located within Media Center near the Office and Workroom

**ENVIRONMENTAL CONSIDERATIONS:**

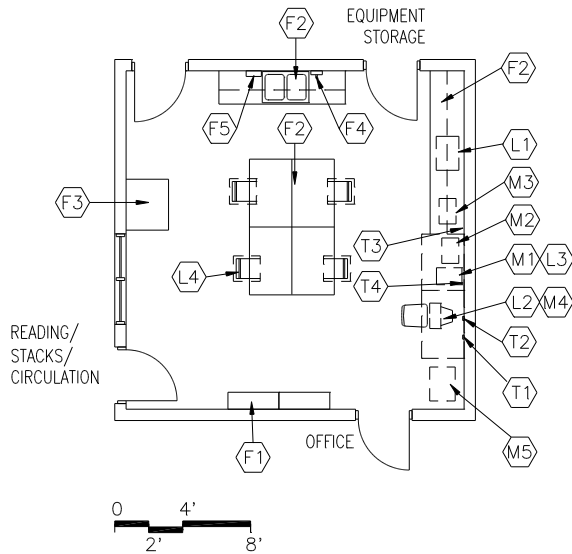
- Adequate exhaust/ventilation
- Environmental sound control:
  - Wall minimum: STC 45
  - Ceiling minimum: CAC 35
- Moisture- and stain-resistant finishes
- Uniform lighting
- Wheelchair Accessibility

**Built-in Fixtures:**

- F1 Towel dispenser
- F2 24" x 60" mirror
- F3 Toilet tissue holder
- F4 36" and 42" grab bars
- F5 Soap dispenser
- F6 Sanitary dispenser
- F7 Sanitary disposal
- F8 Coat hook
- F9 Casework: Wall cabinet

**NOTES:** Loose furnishings and features shown represent one of many possible arrangements

**WORKROOM**



**QUANTITY:**

- 1

**CAPACITY:**

- Media specialist
- Student assistants

**SIZE:**

- 350 SF

**SPATIAL RELATIONSHIPS:**

- Adjacent and access to Office
- Adjacent and access to Reading/Stacks/Circulation
- Behind circulation desk

**GOAL:**

- To provide space for the management and organization of media resources and processing of incoming materials

**PROGRAM ACTIVITIES:**

- Receiving, processing, and duplicating library materials
- Repairing damaged or worn materials
- Scanning and digitizing

**ENVIRONMENTAL CONSIDERATIONS:**

- Electrical outlets for equipment
- Environmental sound control:
  - Wall minimum: STC 45
  - Ceiling minimum: CAC 35
- Uniform Lighting
- Visual access to Reading/Stacks/Circulation

**Built-in Fixtures:**

- F1 Storage shelving: video
- F2 Casework: Base/wall cabinets
- F3 Casework: Tall storage
- F4 Soap dispenser
- F5 Towel dispenser

**Loose Furnishings:**

- L1 Paper cutter
- L2 Computer workstation furniture
- L3 Equipment table
- L4 Chairs

**Room Technology:**

- T1 Voice port and phone
- T2 Data port near workstation
- T3 Data port for printer and scanner
- T4 Fax port

**Miscellaneous Equipment:**

- M1 Fax
- M2 Printer
- M3 Scanner
- M4 Computer
- M5 Video distribution equipment

**Plumbing Features:**

- Plumbing connections: Sink

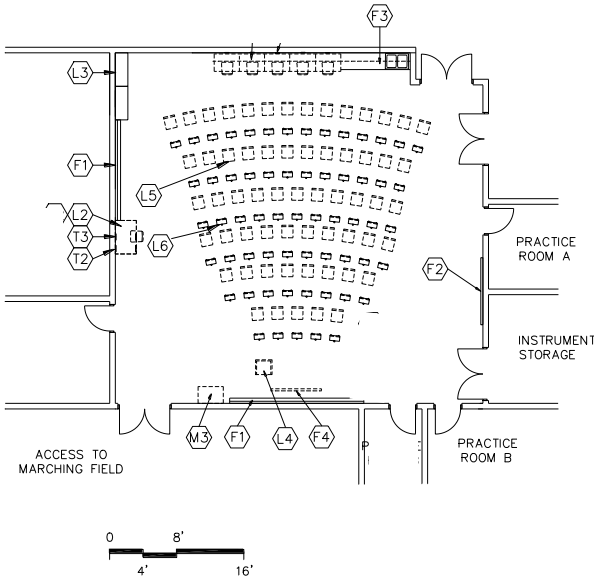
**NOTES:** Loose furnishings and features shown represent one of many possible arrangements.

**Media Center Space**

---



**Performing Arts Space  
BAND/ ORCHESTRA ROOM**



**CAPACITY:**

- Up to 60 students
- Teacher

**SIZE:**

- 1,800 SF (includes 100 SF office)

**ANCILLARY SPACES:**

- Instrument Storage
- Practice Rooms

**GOAL:**

- To serve as the learning and practice area for instrument classes

**SPATIAL RELATIONSHIPS:**

- Adjacent and access to Practice Rooms
- Adjacent and access to Instrument Storage
- Good access to Stage and Outdoors

**PROGRAM ACTIVITIES:**

- Independent study
- Individual and small group practice
- Jazz and chamber ensembles
- Performance
- Teaching and learning to read music

**ENVIRONMENTAL CONSIDERATIONS:**

- 8' high double doors throughout this area with removable mullions
- Adequate ventilation
- Appropriate acoustics and sound attenuation
- Baffled ductwork
- Ceiling Height (14' minimum)
- Electrical outlets for equipment
- Environmental sound control:  
Wall minimum: STC 60  
Ceiling minimum: CAC 35, STC 60
- Non-parallel surfaces (walls/ceiling) for acoustical benefits
- Sound proof HVAC system (under 35 dBa)
- Sound seals on doors
- Uniform multi-level lighting

**Built-in Fixtures:**

- F1 Marker board (24 LF)- 1/2 with staff lines
- F2 Tack board (12-16 LF)
- F3 Casework: Base/wall cabinets (8 LF)
- F4 Interactive White board
- Clock (on side walls instead of rear walls)

**Loose Furnishings:**

- L2 Teacher desk and chair
- L3 Sheet music cabinet (150 concert sized folio capacity)
- L4 Conductors podium/stand/chair
- L5 Music posture chairs
- L6 60 music stands
- Teacher wardrobe (lockable) with coat rod; tall cabinet w/ shelving (may be one unit)

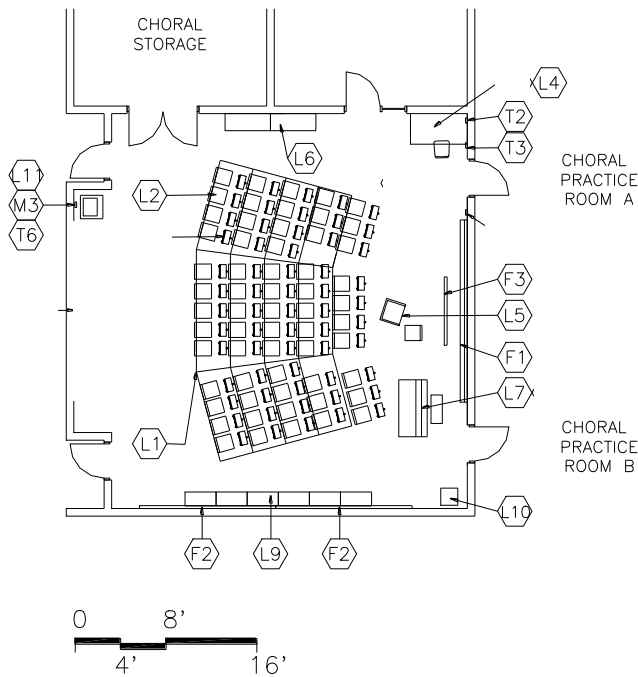
**(Class)Room Technology:**

- M3 Band/orchestra sound system with sound recording/editing equipment and microphone connection
- Additional ports: Printer, Clock/PA, 2 wireless
- Interactive white board (typical)
- Single point 'face plate' near teachers work station to include: Voice, data, VGA, audio enhancement, and HDMI

**NOTES:** Loose furnishings and features shown represent one of many possible arrangements.

**Performing Arts Space**

**CHORAL/ KEYBOARD/ GUITAR ROOM**



**QUANTITY:**

- 1

**CAPACITY:**

- Up to 40 students
- Teacher

**SIZE:**

- 1,400 SF

**ANCILLARY SPACES:**

- Choral Storage

**GOAL:**

- To provide a space that will serve as the learning/ practice area for choral, keyboard, and guitar classes

**PROGRAM ACTIVITIES:**

- Practice for sectional groups
- Rehearsals
- Solos

**ENVIRONMENTAL CONSIDERATIONS:**

- Appropriate acoustical treatment
- Baffled ductwork
- Ceiling Height (14' minimum)
- Drinking fountain in adjacent area
- Electrical outlets for equipment
- Environmental sound control:
  - Wall minimum: STC 60
  - Ceiling minimum: CAC 35, STC 60
- Higher than normal ceiling height, possibly sloped
- Non-parallel surfaces (walls/ceiling) for acoustical benefits
- Quiet HVAC system (under 35 dBA)
- Sound seals on doors

**Built-in Fixtures:**

- F1 Marker board (24 LF)- 1/2 with staff lines
- F2 Tack board (16 LF minimum)
- F3 Interactive White board
  - Clock (on side walls instead of rear walls)

**Loose Furnishings:**

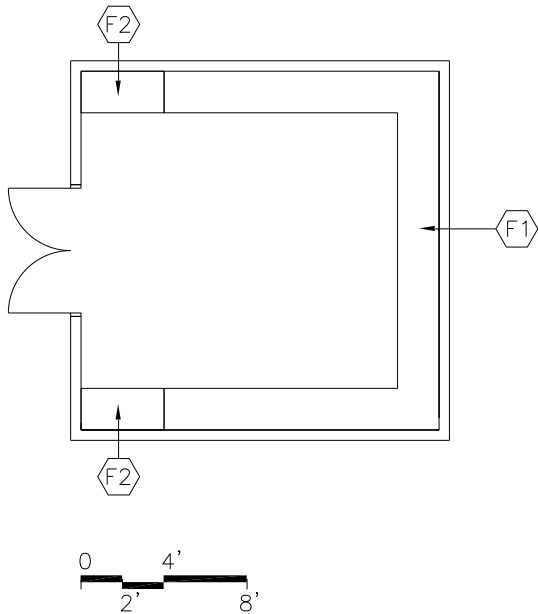
- L1 Portable standing choral risers
- L2 40 musical posture chairs
- L4 Teacher desk and chair
- L5 Conductor's podium, chair, and stand
- L6 Sheet music cabinet (150 concert sized folio capacity)
- L7 Upright piano
- L8 40 music stands
- L9 Adjustable height bookshelves (48 LF)
- L10 Sound recording/editing equipment cabinet
- L11 Printer table
- M3 Printer

**Classroom Technology:**

- T2/3 Single point 'face plate' near teachers work station to include: Voice, data, VGA , audio enhancement, and HDMI
- T6 Printer Port
  - Additional ports: Printer, Clock/PA, 2 wireless

**NOTES:** Loose furnishings and features shown represent one of many possible arrangements.

**CHORAL STORAGE**



**ENVIRONMENTAL CONSIDERATIONS:**

- Adequate ventilation
- Uniform lighting

**Built-in Fixtures:**

- F1     Rods for robes
- F2     Casework: Tall cabinets
- Instrument storage w/ open grille doors
- Teacher wardrobe (lockable) with coat rod; tall cabinet w/ shelving (may be one unit)

**QUANTITY:**

- 1

**CAPACITY:**

- Student assistants
- Teacher

**SIZE:**

- 200 SF

**SPATIAL RELATIONSHIP:**

- Adjacent and access to Choral Room

**GOAL:**

- To provide adequate storage for portable choral risers, accessories, and equipment

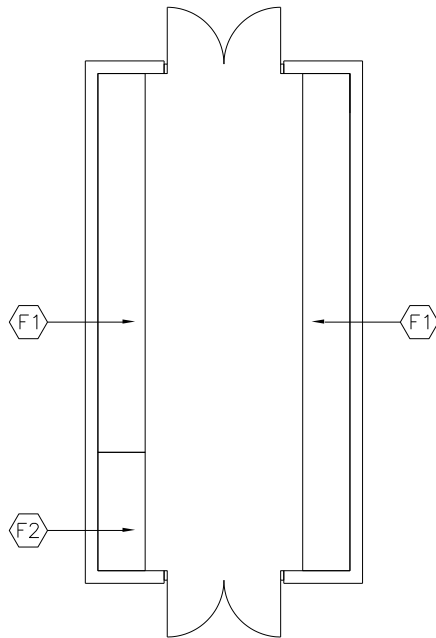
**PROGRAM ACTIVITY:**

- Storage and simple repair of portable choral risers, accessories, and equipment

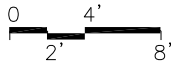
**NOTES:** Loose furnishings and features shown represent one of many possible arrangements.

## Performing Arts Space

### INSTRUMENT STORAGE



BAND/ORCHESTRA ROOM



**QUANTITY:**

- 1

**SIZE:**

- 350 SF

**SPATIAL RELATIONSHIP:**

- Adjacent and access to Band/Orchestra Room
- Provide entrance and separate exit to the Band/Orchestra Room

**GOAL:**

- To provide secure and adequate storage for instruments

**PROGRAM ACTIVITY:**

- Storage of instruments

**ENVIRONMENTAL CONSIDERATIONS:**

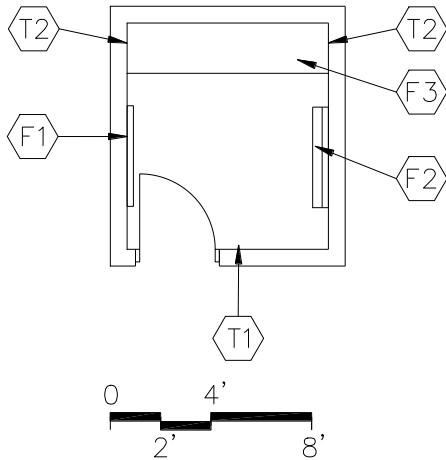
- Adequate ventilation
- Uniform lighting

**Built-in Fixtures:**

- F1 Storage shelving: Instrument storage w/ open grille doors
- F2 Casework: Tall cabinets

**NOTES:** Loose furnishings and features shown represent one of many possible arrangements.

**PRACTICE ROOMS**



**ENVIRONMENTAL CONSIDERATIONS:**

- Adequate ventilation
- Auditory privacy
- Environmental sound control:
  - Wall minimum: STC 60
  - Ceiling minimum: CAC 35, STC 60
- Quiet HVAC system (under 35 dBa)

**Built-in Fixtures:**

- F1 Tack board (4 LF)
- F2 Marker board (4 LF)
- F3 Casework: Base cabinets (6 LF) (optional)
- Clock

**Room Technology:**

- T2 Data port

**QUANTITY:**

- 2

**CAPACITY:**

- Up to 3 students
- Teacher

**SIZE:**

- 80 SF

**SPATIAL RELATIONSHIP:**

- Adjacent and access to Band/Orchestra Room

**GOAL:**

- To provide an area for individual student practice and rehearsals

**PROGRAM ACTIVITY:**

- Instrumental practice/rehearsals

**NOTES:** Loose furnishings and features shown represent one of many possible arrangements.

**Performing Arts Space**

**SHARED CLASSROOM/ STAGE SUPPORT SPACE**

**QUANTITY:**

- 1

**CAPACITY:**

- 28 Students
- 1 Staff member

**SIZE:**

- 900 SF

**ANCILLARY SPACES:**

- Stage Storage
- Bathroom with changing area

**GOAL:**

- To provide needed space for general music classroom furniture
- To provide a 'green room for performances
- To teach drama or provide rehearsal space when the stage is in use
- To temporarily store props for an on-going production

Plumbing Features:

- Deep sink with gooseneck faucet

**ENVIRONMENTAL CONSIDERATIONS:**

- Electrical outlets for equipment
- Uniform lighting with multi-level switching

Built-in Fixtures:

- Clock (on side walls instead of rear walls)
- Counter and cabinets along one wall to include sink
- Dry, white eraser-board (4' x 20' on two different walls) on track
- Speaker system
- Tack board (4' x 20') minimum; tack strips on all walls

Loose Furnishings:

- 1 work table
- 28 stackable student chairs
- 28 student desks (square)
- Adjustable height bookshelves (24 LF)
- Teacher's desk/workstation and chair

Classroom Technology:

- Additional ports: Printer, Clock/PA, 2 wireless
- Interactive white board or ceiling mounted overhead projected (to be determined at the time of installation)
- Single point 'face plate' near teachers work station to include: Voice, data, VGA , audio enhancement, and HDMI

NOTES:

**Performing Arts Space**

**STAGE**

**SIZE:**

- 1,200 SF

**ANCILLARY SPACES:**

- Shared Classroom/ Stage Support Space

**SPATIAL RELATIONSHIPS:**

- Adjacent to Cafeteria/ Multi-purpose Room or Gymnasium

**GOAL:**

- To provide space for student performances, guest speakers, assembly presentations

Built-in Fixtures:

- Motorized projection screen
- Theater and stage equipment (lights, curtain, scrim)

Loose Furnishings:

- Mobile folding risers
- Podium
- Upright piano

Room Technology:

- 3 data ports on stage- one in center of stage apron
- Cable/MATV port
- Jacks for sound system in apron at front of stage
- Microphone port
- Video port, monitor, video equipment, and bracket
- Voice port and telephone

Finishes:

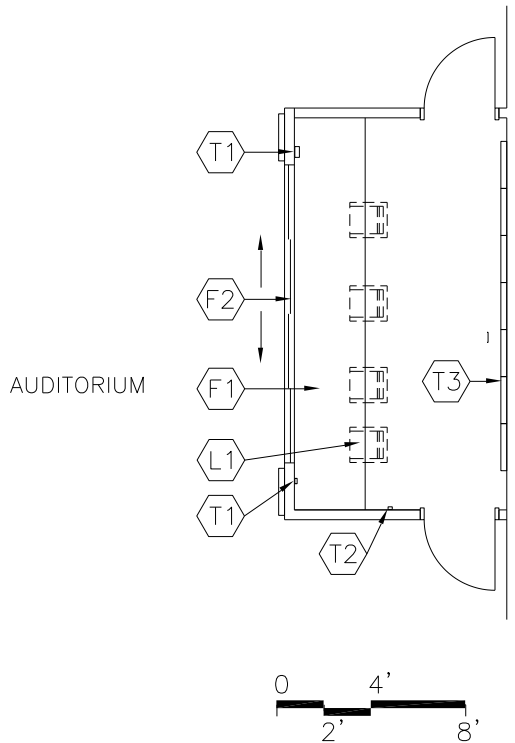
**Flooring:**

- Wood flooring

NOTES:

**Performing Arts Space**

**STAGE SOUND AND LIGHT CONTROL**



**QUANTITY:**

- 1

**SIZE:**

- 75 SF

**ANCILLARY SPACES:**

- Cafeteria/Multi-purpose Room

**SPATIAL RELATIONSHIPS:**

- Facing stage
- Adjacent to Cafeteria/ Multi-purpose Room or Gymnasium

**GOAL:**

- To provide space for the equipment needed to operate the sound, lighting, and projection equipment for the stage

**PROGRAM ACTIVITIES:**

- Operation of the technical support for performances
- Teaching of Technical Theater

**ENVIRONMENTAL CONSIDERATIONS:**

- Unobstructed view of stage at all times
- Uniform Lighting
- Task lighting
- Electrical outlets for equipment
- Sound proof HVAC system
- Handicapped accessible

**Built-in Fixtures:**

- F1 Casework: 36" deep plastic laminate counter top
- F2 Sliding glass windows

**Loose Furnishings:**

- L1 Student stools

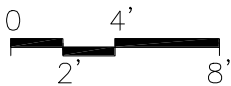
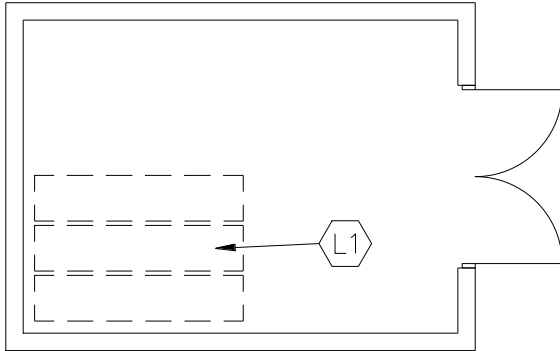
**Room Technology:**

- T1 2 data ports
- T2 Voice port and phone
- T3 Video port
- Intercom/headset hook-up (audio/visual)

**NOTES:** Loose furnishings and features shown represent one of many possible arrangements.



**STAGE STORAGE**



**ENVIRONMENTAL CONSIDERATIONS:**

- Smooth transition from stage to prevent piano jarring
- Uniform lighting
- Wide double door opening

**QUANTITY:**

- 1

**SIZE:**

- 450 SF

**SPATIAL RELATIONSHIP:**

- Access from stage
- Near/ adjacent to Shared Classroom/ Stage Support Space

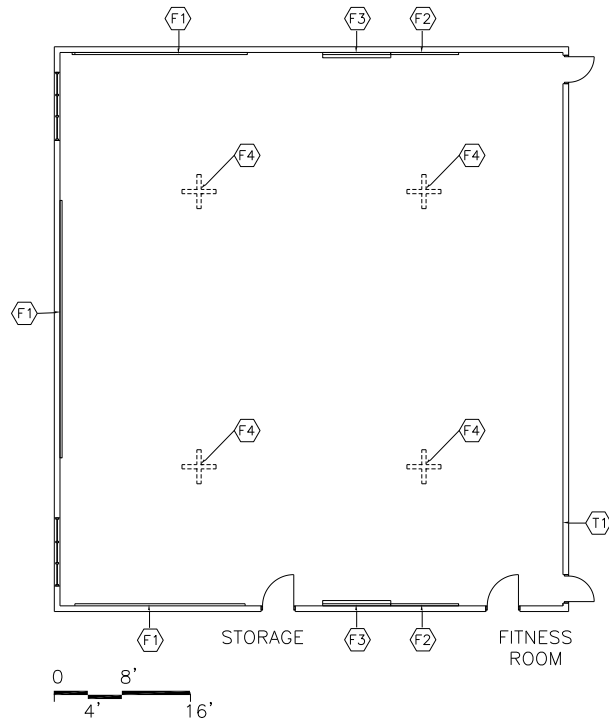
**GOAL:**

- To provide a secure area for storing the piano and other stage props

**NOTES:** Loose furnishings and features shown represent one of many possible arrangements.

**Performing Arts Space**

**DANCE STUDIO (Arts Elective)**



**QUANTITY:**

- 1

**CAPACITY:**

- 25 Students
- 1 Teachers

**SIZE:**

- 1,800 SF

**SPATIAL RELATIONSHIPS:**

- Near PE Locker Rooms/Showers
- Near stage

**GOAL:**

- To support the Dance program (note: This staff would like to be near the performing arts if the need for a locker room can be addressed)

**PROGRAM ACTIVITIES:**

- Ballet
- Ethnic Dance
- Modern Dance
- Tap Dance

**ENVIRONMENTAL CONSIDERATIONS:**

- Adequate ventilation and ceiling fans
- Ceiling Height (25' Minimum)
- Drinking fountain in adjacent corridor
- Electrical outlets for equipment
- Flexibility of space
- High windows to provide natural light is desirable
- Multi-level lighting

**Built-in Fixtures:**

- F1 Mirrors (6' high 6" from floor)
- F2 Tack board (16 LF) outside room
- F3 Marker board (16 LF) with electric outlet below
- F4 Ceiling fans
  - Student storage and bench near door (cubbies)
  - Adjustable/removable Barres (range 32"-34" up to 44"-46" from floor)

**Room Technology:**

- T1 Voice port and phone
  - Ceiling hung projector with screen

**Miscellaneous Equipment:**

- M1 Surround sound system – consult staff

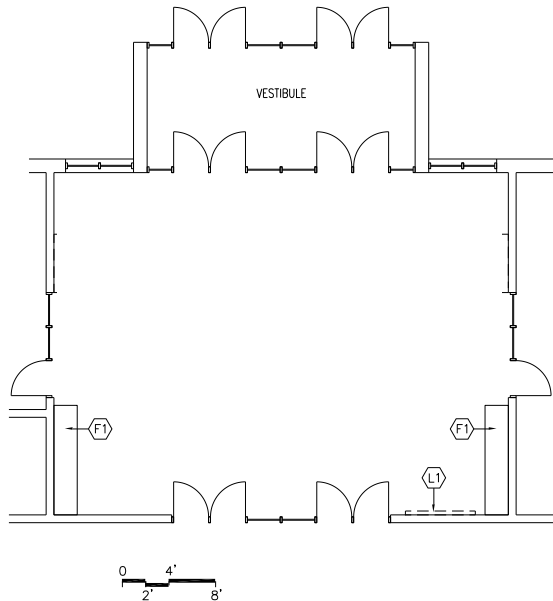
**Finishes:**

**Flooring:**

- Wooden floating sub floor

**NOTES:** Loose furnishings and features shown represent one of many possible arrangements.

**Physical Education Space  
LOBBY**



**QUANTITY:**

- 1

**CAPACITY:**

**SIZE:**

- 1,000 SF

**SPATIAL RELATIONSHIP:**

- Adjacent and access to Gymnasium

**GOAL:**

- To provide a standing area before games and events.

**ENVIRONMENTAL CONSIDERATIONS:**

- Aesthetically pleasing
- Electrical outlets for equipment
- Provide exterior canopies at entrances
- The architect is to work with the school and district security to develop a safe and respectful security arrangement for students, staff and visitors
- Treat for sound attenuation
- Uniform lighting with accent lighting as appropriate
- Window to provide ample natural light

Furnishings & Fixtures:

F1 Display cases

L1 Electronic board

- Security desk/counter with workstation

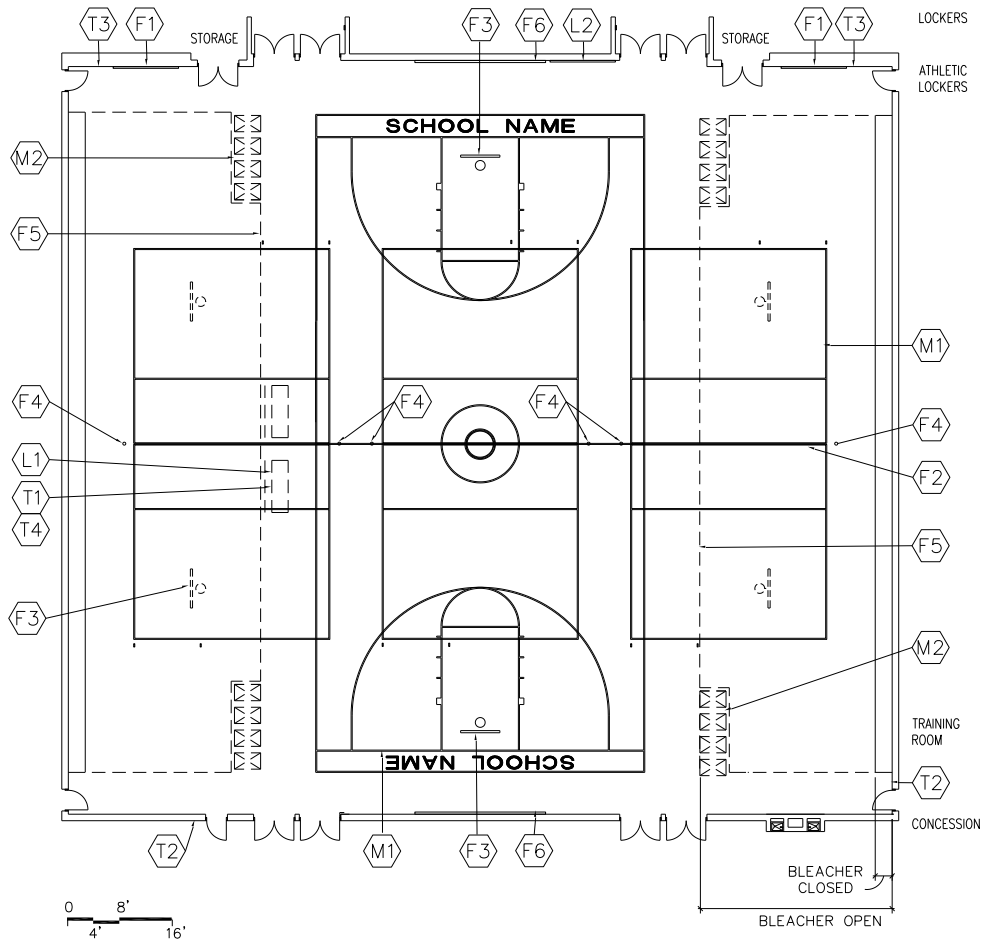
Room Technology:

- Voice and data to security desk

**NOTES:** Loose furnishings and features shown represent one of many possible arrangements.

Physical Education Space

GYMNASIUM



**QUANTITY:**

- 1

**CAPACITY:**

- 50-600 Students
- 2-4 Teachers

**SIZE:**

- 6,800 SF
- 2,400 SF Bleachers

**ANCILLARY SPACES:**

- PE Locker Rooms/Showers
- Storage

**SPATIAL RELATIONSHIPS:**

- Near outdoor athletic fields
- Near visitor parking and public

**PROGRAM ACTIVITIES:**

- Community programs and activities, secured
- Interscholastic competition and daily practices
- Physical education classes

**ENVIRONMENTAL CONSIDERATIONS:**

- Clear height of 25' from floor to nearest obstruction
- Drinking fountain in adjacent corridor
- Environmental sound control:  
Wall minimum: STC 60
- Must be able to isolate the gymnasium from the rest of the school after hours
- The architect shall work with the coach for specific location for data drop.
- The walls and ceilings will require acoustical treatment.
- Uniform lighting with multilevel controls

**Physical Education Space**

Finishes:

**Flooring:**

- Wood strip flooring for athletic applications

Built-in Fixtures/Equipment:

- A quality P/A sound system to service the gymnasium shall be provided.
- Clock (with protective cage)
- Padding on walls behind the goals and on the backboards shall be provided.
- Provide block outs for three sets of volleyball standards and nets.
- Provide dividing curtain to create two basketball courts when the bleachers are withdrawn
- Some tack strips on the walls are required to fasten banners.
- The bleacher seating shall be electrically operated & fold back to provide a flat surface.
- The gymnasium will require a multi-sport scoreboard.
- The gymnasium will require Glass lexon basketball backboard (2), with break-away rims, forward swing, main court, Fiberglass basketball backboard (4), forward swing, side, cross court. Each backboard (6) is to be raised and lowered electrically and shall retract away from bleachers.
- Two white boards with electrical outlets on either side of the curtain.

Room Technology:

- T1 Microphone port
- T2 Outside microphone port
- T3 2 voice ports and phones
- T4 Port for sound system
- Data ports near each white erase board

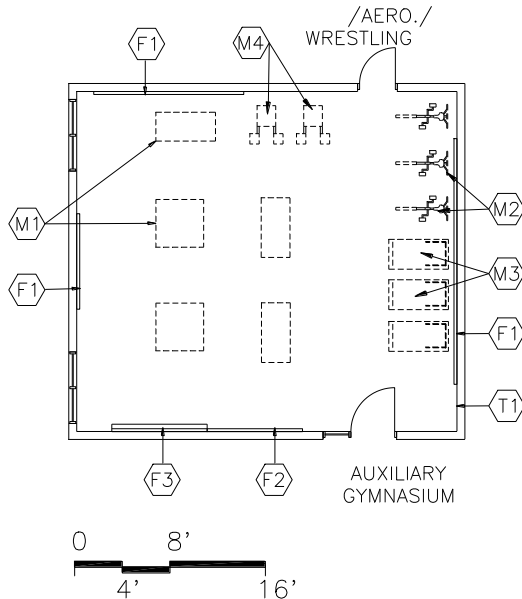
Miscellaneous:

- M1 Court markings (minimum)
  - Basketball court (main/cross courts)
  - Volleyball court (main/cross courts)
  - Tennis court (cross courts)
- The gymnasium includes a 50 x 94 ft. basketball court with 6' safety perimeter on the sides and 8' safety perimeter on the ends.

NOTES: Loose furnishings and features shown represent one of many possible arrangements.

## Physical Education Space

### FITNESS ROOM



**QUANTITY:**

- 1

**CAPACITY:**

- 25 Students
- 1 Teachers

**SIZE:**

- 1,400 SF

**SPATIAL RELATIONSHIPS:**

- Must be able to isolate the Fitness Room from the rest of the school after hours

**GOAL:**

- To serve as a physical education teaching area and a wellness/workout area for students and community members.

**PROGRAM ACTIVITIES:**

- Physical education classes learning to develop muscular, respiratory, and cardiovascular systems
- Community and staff members learning to develop and maintain health and fitness

**ENVIRONMENTAL CONSIDERATIONS:**

- Adequate ventilation
- Electrical outlets for equipment
- Flexibility of space
- Windows to provide natural light

**Built-in Fixtures:**

- F1 Mirrors
- F2 Tack board (8 LF)
- F3 Marker board (8 LF) with electric outlet
- Ceiling fans

**Room Technology:**

- T1 Voice port and phone
- Wireless capability

**Miscellaneous:**

- M1 Exercise equipment TBD
- M2-3 Aerobic Equipment TBD

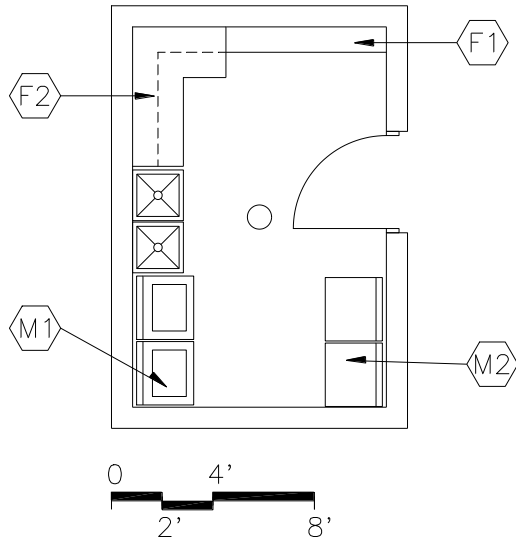
**Finishes:**

**Flooring:**

- Resilient athletic flooring

**NOTES:** Loose furnishings and features shown represent one of many possible arrangements.

**LAUNDRY**



**QUANTITY:**

- 1

**CAPACITY:**

- 1-2 Teachers

**SIZE:**

- 100 SF

**SPATIAL RELATIONSHIPS:**

- Near PE Locker Room/Showers
- Near Athletic Lockers

**GOAL:**

- To provide space to wash/dry athletic/PE garments, towels, etc.

**PROGRAM ACTIVITY:**

- Washing and drying clothes

**ENVIRONMENTAL CONSIDERATIONS:**

- Adequate ventilation/exhaust
- Cleanable building surfaces
- Electrical outlets for equipment

**Built-in Fixtures:**

- F1 Rust-resistant 12" deep shelving
- F2 Casework: Base/wall cabinets and shelving

**Miscellaneous Equipment:**

- M1 Commercial washers (2)
- M2 Commercial dryers (2)

**Plumbing:**

- Plumbing connections
- Sinks, utility
  - Floor drains

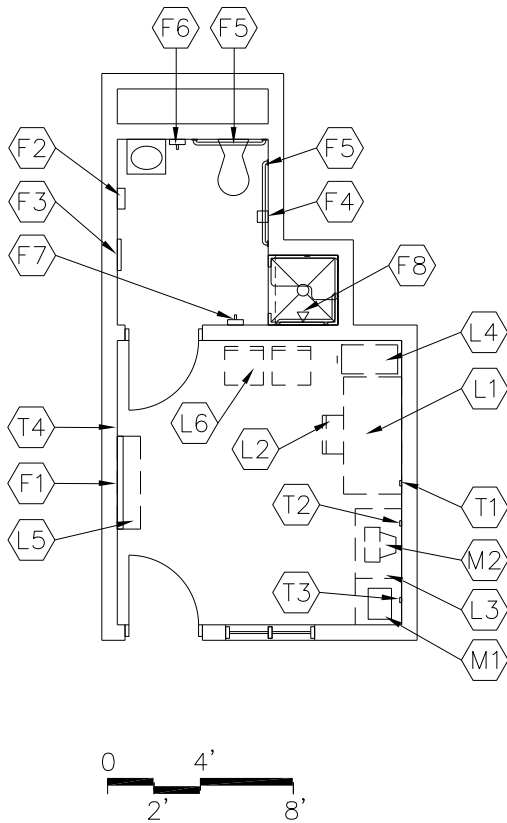
**HVAC:**

- Washer and dryer connections

**NOTES:** Loose furnishings and features shown represent one of many possible arrangements.

**Physical Education Space**

**OFFICES (DEPARTMENT/ ATHLETIC)**



**QUANTITY:**

- 3

**CAPACITY:**

- 1-2 Teachers
- Visitors

**SIZE:**

- 150 SF (including toilet/shower)

**SPATIAL RELATIONSHIP:**

- Near Locker Rooms/Showers

**GOAL:**

- To provide a work area for physical education teachers and staff to conduct administrative duties

**PROGRAM ACTIVITIES:**

- Meeting
- Ordering
- Planning
- Scheduling

Built-in Fixtures:

- F1 Tack board (4 LF)
- F2 Towel dispenser
- F3 24" x 60" mirror
- F4 Toilet tissue holder
- F5 36" and 42" grab bars
- F6 Soap dispenser
- F7 Towel rack

Loose Furnishings:

- L1 Desk
- L2 Ergonomic task chair
- L3 Computer workstation
- L4 4-drawer file cabinet
- L5 Adjustable height bookshelves (12 LF)
- L6 Guest chairs

Room Technology:

- See standard office technology

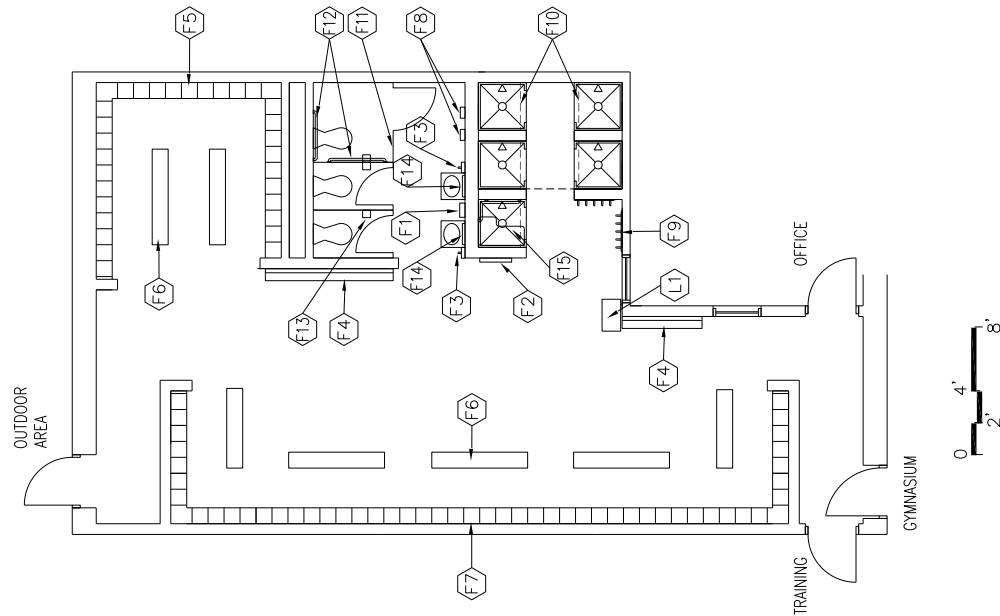
Miscellaneous Equipment (provided by owner):

- M1 Printer
- M2 Computer for teacher use

NOTES: Loose furnishings and features shown represent one of many possible arrangements.



**PE LOCKER ROOM/SHOWERS**



**QUANTITY:**

- 2

**CAPACITY:**

- 50 Students
- 1 Teachers

**SIZE:**

- 850 SF

**ANCILLARY SPACES:**

- Athletic Lockers

**SPATIAL RELATIONSHIPS:**

- Adjacent and access to Gymnasium

**GOAL:**

- To provide a safe and clean area for students to change, store clothes, and shower

**PROGRAM ACTIVITIES:**

- Change clothing
- Clothing storage
- Showering

**ENVIRONMENTAL CONSIDERATIONS:**

- Adequate ventilation/exhaust
- Cleanable building surfaces
- Humidity controls
- Locate lockers on wall outside of toilet shower room
- Minimize isolated areas
- Temperature controls in each area
- Towel storage in adjacent area

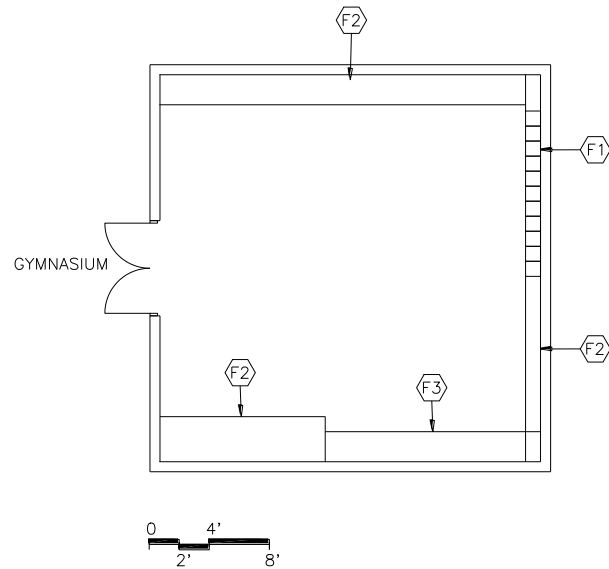
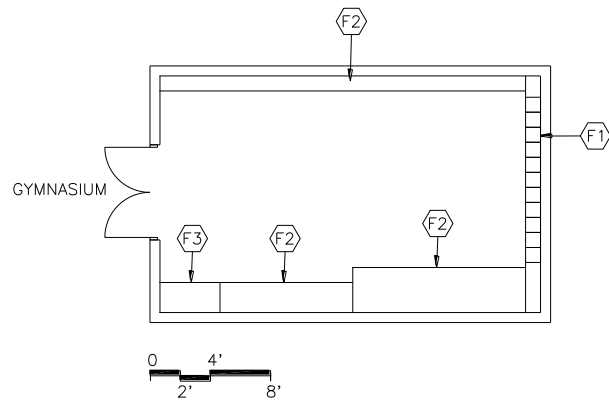
**Built-in Fixtures:**

- F1 Towel dispenser
- F2 24" x 60" mirror
- F3 Soap dispenser
- F4 Narrow counter with mirror above
- F5 Athletic lockers (30 athletic)
- F6 Locker benches
- F7 Athletic lockers (50 Phys Ed)
- F8 Hand dryer
- F9 Towel hooks
- F10 Shower curtain and rod
- F11 Toilet partitions
- F12 36" x 42" grab bars
- F13 Toilet tissue holders
- F14 16" x 24" mirror
- F15 ADA shower accessories (note: 3-6 individual showers)

**NOTES:** Features shown represent one of many possible arrangements.

**Physical Education Space**

**STORAGE**



**GOAL:**

- To provide space to adequately store PE and athletic equipment (PE and athletic equipment needs to be stored separately)

**PROGRAM ACTIVITIES:**

- Storage for equipment
- Storing sound system and other equipment in the physical education/athletic area

**ENVIRONMENTAL CONSIDERATIONS:**

- Climate control to dry uniforms and other equipment which get wet during use
- Electrical outlets for equipment
- Flexibility of storage use
- Open space
- Provide secure storage
- Separate storage areas for inactive sports, physical education, and athletics
- Uniform lighting

**Built-In Fixtures:**

- F1 Pegboard
- F2 12" shelving
- F3 18" shelving

**QUANTITY:**

- 3

**SIZE:**

- Varies (900 SF total)

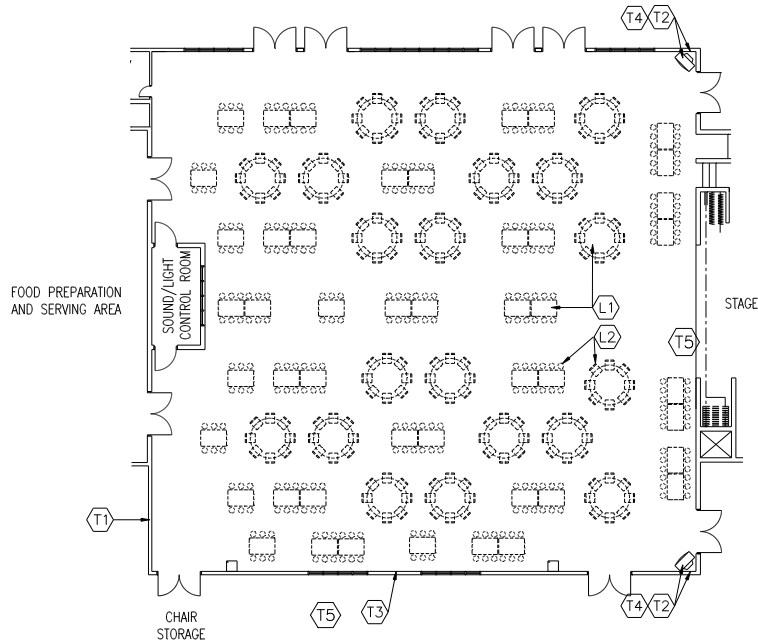
**SPATIAL RELATIONSHIPS:**

- Adjacent and access to Gymnasium
- Adjacent and access to Auxiliary Gymnasium (may be used for JROTC uniform storage)
- Near PE areas

**NOTES:** Loose furnishings and features shown represent one of many possible arrangements.

**Student Dining/ Food Services Space**

**Student Dining & Food Service Space  
CAFETERIA / COMMONS**



**CAPACITY:**

- Up to 400 people for meals
- Up to 600 people for auditorium seating

**SIZE:**

- 6,000 SF

**GOALS:**

- To provide a pleasant atmosphere for students to eat meals
- To provide a flexible meeting space for groups if needed

**SPATIAL RELATIONSHIPS:**

- Adjacent and access to Kitchen
- Centrally located to Administration, Gymnasium, Main Academic, and Media Center
- Near parking and main entry to building

Loose Furnishings:

- L1 Tables (variety of shapes and heights)
- L2 400 Chairs
- Portable sound system
- Waste receptacles with lids
- Recycling bins

**ENVIRONMENTAL CONSIDERATIONS:**

- Adjust space and materials to manage acoustics; provide sound system
- Adjustable lighting
- Cleanable building surfaces
- Good sight lines to all areas of the room for supervision
- Identify 2 locations for presentations for up to 100 people (screen and electricity barrier-free)
- Identify location and electricity for satellite salad bar w/ cash register
- Proportion ceiling to volume
- Window treatment to darken room for AV presentations.
- Windows to provide ample natural light

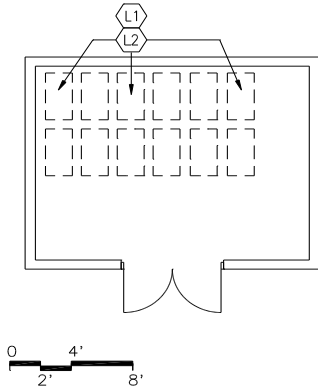
Room Technology:

- T1 1 voice port and phone
- T2 2 video ports, large screen monitors, video, and brackets
- T3 1 data port
- T4 2 cable/ MATV ports
- T5 Microphone jacks

**NOTES:** Loose furnishings and features shown represent one of many possible arrangements.

## Student Dining/ Food Services Space

### CHAIR/ TABLE STORAGE



**QUANTITY:**

- 1

**CAPACITY:**

- 200 Chairs

**SIZE:**

- 600 SF

**SPATIAL RELATIONSHIPS:**

- Adjacent and access to Student Dining Area/Multipurpose

**GOAL:**

- To provide convenient storage of dining chairs and tables to be used for meetings and performances

**PROGRAM ACTIVITY:**

- Storage

**ENVIRONMENTAL CONSIDERATIONS:**

- Accessibility for moving furniture in and out
- Cleanable building surfaces
- Uniform lighting

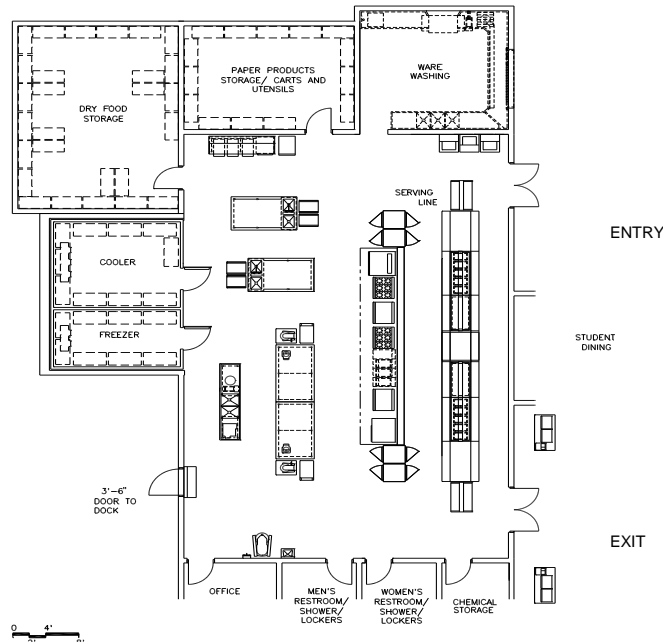
Loose Furnishings:

- L1 200 Stackable Chairs
- L2 Chair dollies per above count

NOTES: Loose furnishings and features shown represent one of many possible arrangements.

**Student Dining/ Food Services Space**

**KITCHEN**



**QUANTITY:**

- 1

**CAPACITY:**

- Up to 12 People

**SIZE:**

- 2,000 SF

**GOAL:**

- To prepare and serve student meals (80% of 1200=960)

**PROGRAM ACTIVITIES:**

- Preparing and serving food to students and staff
- Storage

**SPATIAL RELATIONSHIPS:**

- Adjacent and access to Cafeteria/Commons
- Adjacent and access to Outdoor Loading Dock

**ENVIRONMENTAL CONSIDERATIONS:**

- Adequate ventilation
- Beginning of serving line should be located near entry door of Cafeteria/Commons
- Cleanable building surfaces
- Food service department, public health, code requirements, as applicable
- Queuing for serving should not conflict with tray return to dishwashing area.
- Uniform lighting

Room Technology:

- 1 voice port and phone
- 2 data ports at cash registers

**NOTES:** This is an example of a kitchen. Food service equipment will vary from school to school; confirm requirements with PGCPD Food Service Department.

**Student Dining/ Food Services Space**

---

**KITCHEN (continued)**

---

Features (Specifications from PGCPs):

Kitchen	
Food Preparation Area	900
Dry Food Storage	400
Freezer & Cooler	300
Pot/Tray Washing	300
Paper storage	100

Plumbing Features:

- Connections to food service equipment
- Floor drains
- Hand washing lavatory
- Plumbing and gas connections

HVAC Features:

- Air conditioning
- Independent temperature control
- Kitchen canopy exhaust system
- Supply/return air system

Built-in Fixtures:

- Combination Steamer/Oven
- Convection oven ,
- Convection steamer
- Exhaust Hood Systems, including Fire Suppression
- Food Preparation Sinks
- Hand Sinks
- Mop washing sink
- Pizza Oven, Deck oven, or Conveyor Oven
- Pot washing sinks
- Storage shelving
- Tilt Skillet
- Ware Washing Machine with appropriate accessories (tables, booster heater, disposer, etc.)
- Warming/Holding/Proofing Cabinets
- Work Tables

Loose Furnishings:

- Work Tables

Miscellaneous Equipment:

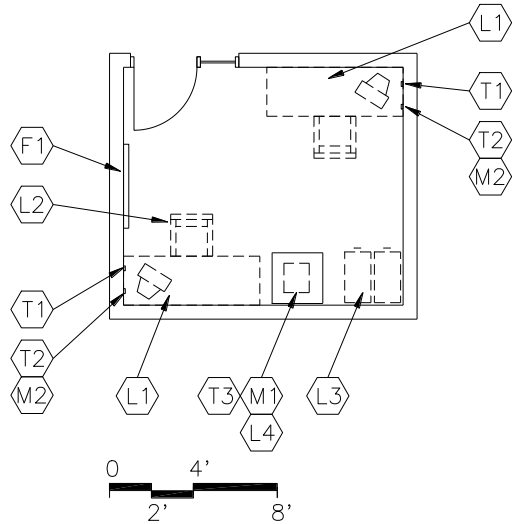
- Refrigeration - Reach-ins

---

NOTES:

**Student Dining/ Food Services Space**

**OFFICE**



**QUANTITY:**

- 1

**CAPACITY:**

- Up to 2 people

**SIZE:**

- 120 SF

**SPATIAL RELATIONSHIPS:**

- Adjacent and visual to Kitchen or Receiving area

**GOAL:**

- To provide an office for the staff to perform clerical functions

**PROGRAM ACTIVITIES:**

- Computer input
- Conferences with staff and other visitors
- Paperwork
- Planning
- Telephone calls

**ENVIRONMENTAL CONSIDERATIONS:**

- Auditory privacy
- Electrical outlets for equipment
- Environmental sound control:
  - Wall minimum: STC 45
  - Ceiling minimum: CAC 35
- Uniform Lighting

**Built-in Fixtures:**

- F1 Tack board

**Loose Furnishings:**

- L1 1-2 desks
- L2 1-2 ergonomic task chairs
- L3 2 4-drawer file cabinets
- L4 Printer table
  - Guest chair

**Room Technology:**

- T1 Voice port and phone near workstation
- T2 Data port near workstation
- T3 Data port for printer

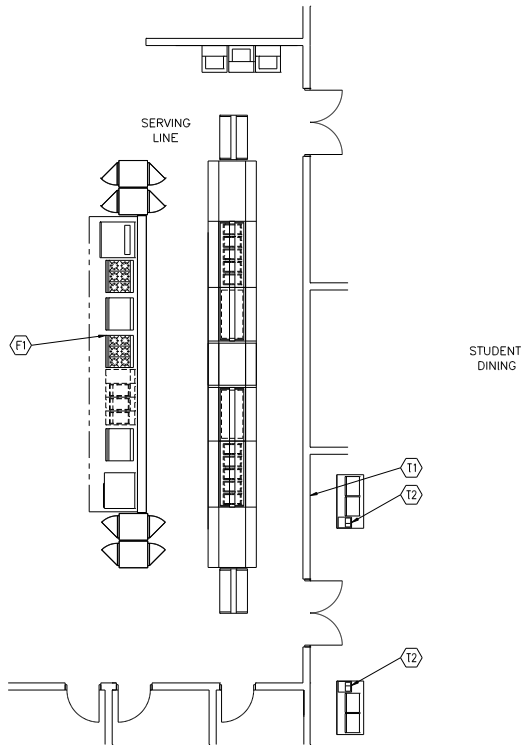
**Miscellaneous Equipment (provided by owner):**

- M1 Printer
- M2 Computer

**NOTES:** Loose furnishings and features shown represent one of many possible arrangements.

## Student Dining/ Food Services Space

### SERVING AREA



**QUANTITY:**

- 1

**SIZE:**

- 1,000 SF

**SPATIAL RELATIONSHIPS:**

- Adjacent and access to the Kitchen
- Adjacent and access to the Cafeteria/ Commons

**GOAL:**

- To provide space and equipment to serve student meals


**PROGRAM ACTIVITIES:**

- Serve food

**DESIGN GUIDE:**

- 'Food court' serving lines: TBD
- All lines have drinks and misc. items

Sample Lines and equipment needs below:



- Additional satellite services may be able to provide a salad bar or pre-made items

**Built-in Fixtures:**

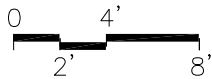
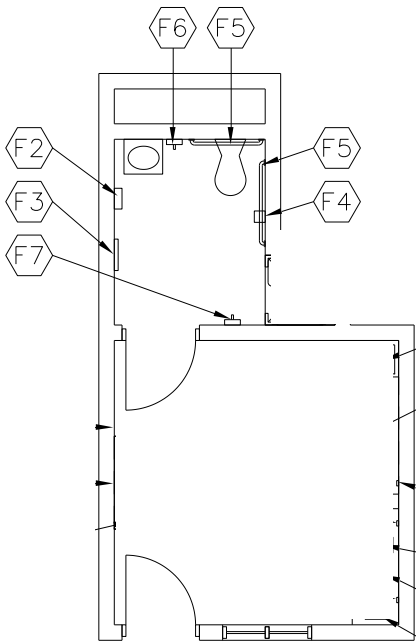
- TBD

**NOTES:** Loose furnishings and features shown represent one of many possible arrangements



**Student Dining/ Food Services Space**

**TOILET/ LOCKER AREA**



**QUANTITY:**

- 2

**CAPACITY:**

- Kitchen Staff: Separate Male and Female rooms

**SIZE:**

- 100 SF

**SPATIAL RELATIONSHIP:**

- Adjacent to Kitchen/ Serving Area

**GOAL:**

- To provide an area for kitchen staff to change and clean-up before and after work.

**PROGRAM ACTIVITIES:**

- Changing
- Resting

**Built-in Fixtures:**

- F2 Towel dispenser
- F3 24" x 60" mirror
- F4 Toilet tissue holder
- F5 36" and 42" grab bars
- F6 Soap dispenser
- F7 Towel rack

**Loose Furnishings:**

- Benches and lockable lockers

**NOTES:** Loose furnishings and features shown represent one of many possible arrangements.

**Student Dining/ Food Services Space** 

---

**Visual Arts Space  
MULTI-PURPOSE STUDIO**

**QUANTITY:**

- 2

**CAPACITY:**

- 28 Students
- 1 Staff member

**SIZE:**

- 1,300 SF

**ANCILLARY SPACES:**

- Storage

**GOAL:**

- To provide a learning environment where students can learn two dimensional art and create their own art pieces

**PROGRAM ACTIVITIES:**

- Art history and culture
- Computer graphics and internet access
- Cooperative group work
- Drawing/Painting
- Viewing of slides/DVDs/CD-Roms

Note: Second art room may be 3D, graphics, or other medium

Plumbing Features:

- Plumbing connections
  - Sink with hot and cold water, one island to hold two sinks, (54" x 54") overall dimensions, each sink cabinet bases with two sink bowls. Each sink bowl should be ten (10") deep x thirty-two (32") across and sixteen (16") wide with one faucet, each having a hot and cold water faucet. Storage with shelves below sinks in cabinets. Sink cabinet should a minimum of 2-drawers on each side. Clay and plaster traps should be included in the sinks.

**ENVIRONMENTAL CONSIDERATIONS:**

- Adjustable full-spectrum lighting/Track lighting for display wall
- Double width doors (with removable mullion) to allow for moving of large equipment and projects.
- Windows to provide natural light and egress
- Electrical outlets for equipment
- Window treatment to darken room for AV presentations

Built-in Fixtures:

- Marker board (16 LF)
- Tack board (12-24 LF)
- Tack strip on all walls at two heights (or tackable surface)
- Casework: Base/wall cabinets and shelving
- Paper storage
- Vertical files (30" x 40" work)
- Towel and soap dispenser

Loose Furnishings:

- 7 worktables (seat 4)
- 4 Computer workstations (MACs)
- 28 stools
- Adjustable height bookshelves (24 LF)
- Project storage lockers (10" x 15" x 20")
- Teacher desk and chair
- Cabinets w/ drying racks
- Movable art display panels
- Light table
- Extra worktable

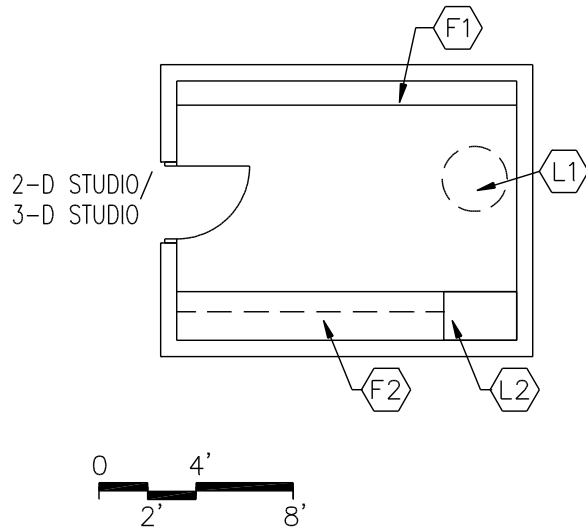
Classroom Technology:

- Additional ports: Clock/PA, 2 wireless
- Interactive white board (typical)
- Single point 'face plate' near teachers work station to include: Voice, data, VGA , audio enhancement, and HDMI

NOTES:

**Visual Arts Space**

**KILN ROOM**



**QUANTITY:**

- 1

**SIZE:**

- 100 SF

This room will house the ceramic kilns for firing. A supply of moist clay in 50-pound boxes will be kept there. Two portable clay containers and the clay supply cart will be parked in this room. Projects ready for firing will be stored to dry on adjustable metal shelving located around the room. The storage of kiln shelves, shelf supports, cones, and kiln wash will be kept in a cabinet. A shop-type vacuum cleaner will be stored here. Above the kiln will be an exhaust ventilation hood adequate for effective ventilation direct to the outside when the kiln is in use. This door should have a lock with key. A damp cabinet should be placed in this room.

**SPATIAL RELATIONSHIPS:**

- Adjacent and access to 3-D Studio

**GOAL:**

- To provide a space to fire and store completed clay work and clay bins

**PROGRAM ACTIVITIES:**

- Firing the kiln
- Storing ceramics work

**ENVIRONMENTAL CONSIDERATIONS:**

- Adequate ventilation/exhaust
- Electrical outlets for equipment

Built-in Fixtures:

- F1 Storage shelving (12" deep)
- F2 Casework: Base/wall cabinets and shelving

Loose Furnishings:

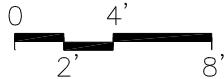
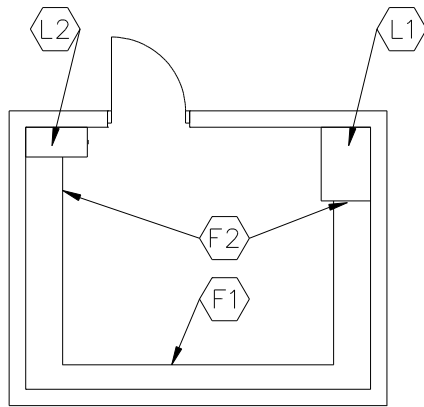
- L1 Kiln
- L2 Greenware shelving

HVAC Features:

- Hooded exhaust for glazing
- Temperature controlled exhaust
- Ventilation for kiln

NOTES: Loose furnishings and features shown represent one of many possible arrangements.

**STORAGE**



Built-in Fixtures:

F1 Storage shelving (12" deep)

F2 Storage shelving (18" deep)

Loose Furnishings:

L1 Greenware Shelving

L2 4-drawer file cabinet (legal)

**QUANTITY:**

- 2

**SIZE:**

- 200 SF

**SPATIAL RELATIONSHIPS:**

- Adjacent and access to 3-D Studio

**GOAL:**

- To provide secure and adequate space to store art supplies, portable equipment, technology peripherals, and materials

**PROGRAM ACTIVITIES:**

- Storage of equipment, supplies, and projects

NOTES: Loose furnishings and features shown represent one of many possible arrangements.

**Visual Arts Space**

---

**Athletic Fields Space Specifications**

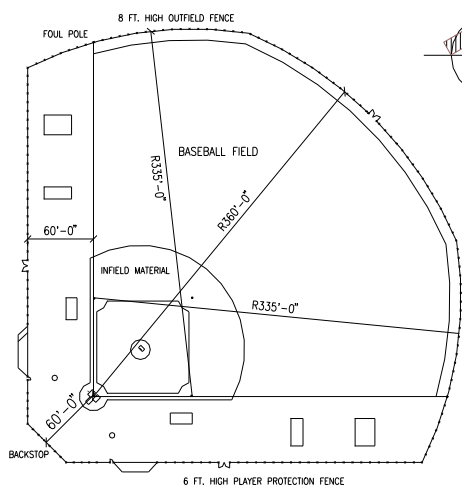
**Athletic Fields (If feasible)**

Provide 6 to 8 lane running track with center soccer/football field; field events; bleacher seating for 400, 2 basketball courts and a softball field. Baseball field is desirable.

Provide grading of fields with 1 percent to 1-1/2 percent slope.

**BASEBALL FIELD (if feasible)**

Verify radius required based on program use of field. Estimate of area needed is based on 360 feet radius to center field and 335 feet to right and left outfield. See below Figure.



Provide infield area in compliance with High School Athletic Association guidelines. See adjacent Figure.

Provide a 24-foot high backstop a minimum of 60 feet from home plate.

Provide a player protection fence that is 6-foot high chain link fence offset 60 feet from first and third base lines.

Consider outfield fencing 8-foot high chain link fence with foul poles and top rail protective pad between foul lines for competition fields.

Provide for player benches, set back from side fence line.

Provide secure storage (under bleachers if provided.)

Provide bleacher seating on home and visitor sides for competition fields only.

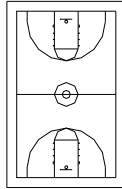
## Athletic Fields Space

---

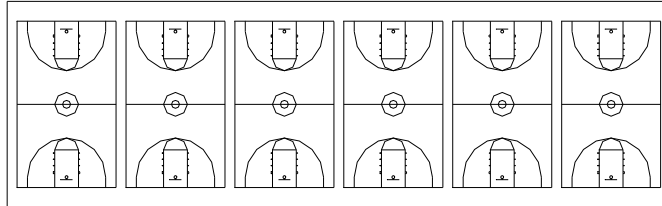
### BASKETBALL

Provide 50 feet x 84 feet courts with 2 inch wide white striped lines on play pavement.

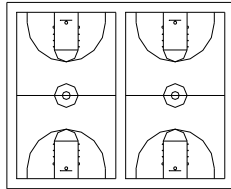
Courts in quantity of 1-2 have 5 feet pavement surrounding and between courts. Courts in quantity of 3 or more have 10 feet pavement beyond ends of court and 5 feet to sides or between courts.



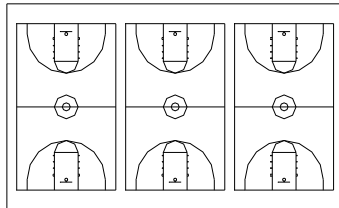
ONE COURT: 5640 S.F.



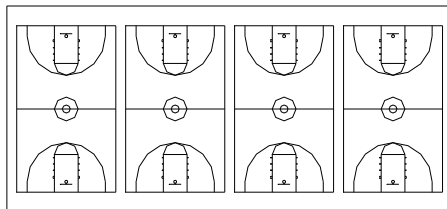
SIX COURTS: 34,840 S.F.



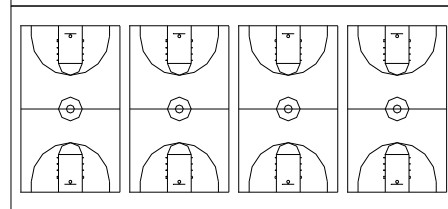
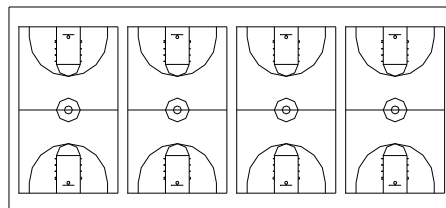
TWO COURTS: 10,810 S.F.



THREE COURTS: 17,680 S.F.



FOUR COURTS: 23,400 S.F.



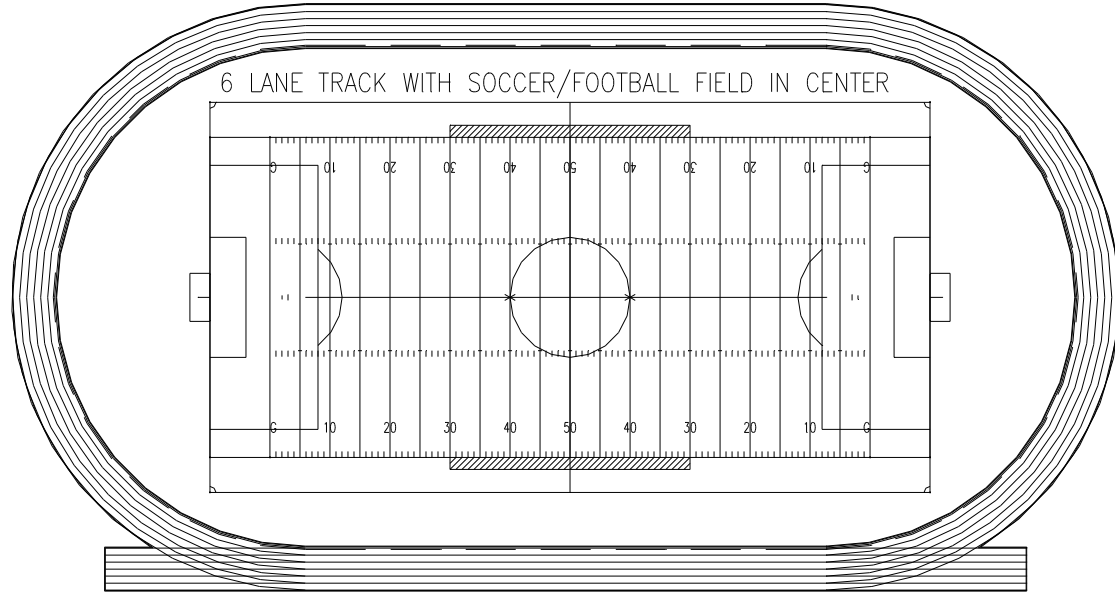
EIGHT COURTS: 46,800 S.F.



**FOOTBALL/SOCCER FIELD w/ running track**

Provide 6- or 8-lane, 400-meter running track/football field in accordance with NCAA standards. See below Figure.

Design track radius to allow for a soccer or football field inside the track with player benches.



Provide field events that include long/triple jump.

Provide a 4-foot high chain link perimeter fence surrounding track with gates at center field and as needed for maintenance.

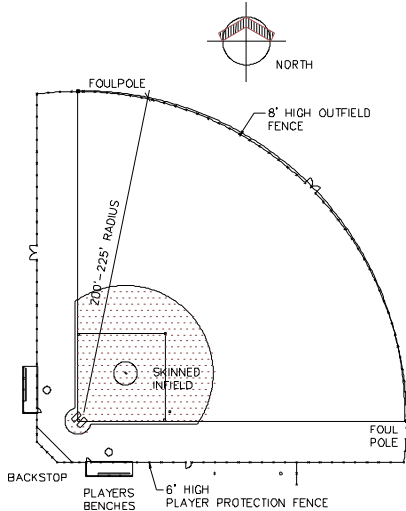
Include track equipment storage under bleachers.

## Athletic Fields Space

---

### SOFTBALL FIELD

Provide softball field radius of 225 feet to 275 feet. See below Figure.



Provide infield area in compliance with the High School Athletic Association guidelines. See adjacent Figure.

Provide a backstop having a 17-foot 6-inch overhang height; and a 10-foot high by 20-foot wide back panel with 10-foot wide side panels. Locate backstop a minimum of 25 feet and a maximum of 30 feet behind home plate.

Provide 6-foot high chain link player protection fence.

Consider 8-foot high chain link outfield fencing, foul poles, and top rail protective pad for competition fields.

Provide player benches, set back from side fence line.

Provide bleacher seating on home and visitor sides for competition fields only. Provide space for future bleachers at practice fields.

Provide secure storage (under bleachers if provided.)

# **APPENDIX A: Size Matrices**

Middle School Matrices  
for  
Capacities from 600 - 1,200  
(Provided in electronic version)

Middle School Educational Specification Prototype

Appendix A

MIDDLE SCHOOL  
SUMMARY OF SPACES

	600 Students	800 Students	1200 Students
	SF	SF	SF
Grade Configuration: 6-8			
Number of Students	600	800	1,200
Square Feet Per Student:	158.44	154.72	142.48
<b>Total Gross Square Feet Allowed</b>	<b>95,067</b>	<b>123,777</b>	<b>170,976</b>
<b>PROGRAM AREA</b>			
Academic Core Spaces	32,425	43,015	63,085
Administrative Spaces	4,905	6,230	7,345
Maintenance & Custodial Spaces	1,000	1,000	1,350
Media Center Spaces	4,440	5,040	6,700
Performing Arts Spaces	3,275	4,725	8,335
Physical Education / Health Spaces	10,700	13,000	14,750
Student Dining Spaces	5,700	7,290	10,120
Visual Arts Spaces	1,500	2,900	3,100
Building Support Spaces (restrooms, corridors, mechanical)	24,080	31,408	43,527
<b>Facility Total</b>	<b>88,025</b>	<b>114,608</b>	<b>158,312</b>
Construction Factor	0.080	0.080	0.080
<b>Gross Square Feet Developed</b>	<b>95,067</b>	<b>123,777</b>	<b>170,976</b>

# **APPENDIX B: Phys Ed Guidelines**

State of Maryland  
Physical Education Guidelines

# PHYSICAL EDUCATION FACILITIES GUIDELINES

## FOR NEW CONSTRUCTION AND MAJOR RENOVATIONS



June 2011

## 5.0 Secondary School Facilities Design Guidelines

### 5.1 Main Gymnasium (Secondary)

#### **Purpose/Activities**

Secondary physical education instruction including games, dance, gymnastics, fitness and assessment through lecture, demonstration, and use of instructional technology and equipment and sports such as basketball, volleyball, wrestling, gymnastics, badminton, and indoor soccer

#### **Users**

1-2 teachers, typically 25-35 students per teacher, whole class, small group, and individual activities

#### **Area, Height, Volume, Configuration**

Middle School – 6,800 sq feet minimum  
High School – 10,000 sq feet minimum

Should be at least the size of two basketball courts and should be able to be divided into two private teaching stations large enough to handle two classes of typically 25-35 students.

The ceiling should have a minimum height of 24' of clear space, free of obstacles and lights.

#### **Relationships to other spaces**

Should have easy access to outdoor instructional areas in order to facilitate quick transitions from indoor to outdoor facilities

Direct access to locker rooms, teacher office, storage

#### **Acoustics**

Limit background noise to 40 dB. Treat walls and ceilings for excess reverberation. Provide STC rating of 60 for walls and ceiling assemblies between adjacent spaces. See ANSI S12.60-2002.

#### **Accessibility**

Provide access for persons with disabilities to all program elements.

#### **Display**

Provide bulletin boards for class notices and instructional materials, white board or projection screen and television/DVD/VCR.

#### **In Room Storage**

Boundaries of the instructional space should be clearly defined to exclude the areas in which tables or other equipment is stored.

There should be a minimum safety zone of 10 feet between stored items and the instructional area.

#### **Storage**

Provide indoor and outdoor storage rooms. See elementary school facilities.

#### **Finishes**

Floor surface should be hardwood.

Gymnasium walls should have a smooth or flat surface from the floor up to 10 to 15 feet of height.

#### **Mechanical & Plumbing**

The gymnasium should provide mechanical heating, ventilating, humidity, and air conditioning systems to ensure healthy indoor environmental quality.

#### **Electrical, Lighting & Telecommunications**

Lights should be covered with protective grids.

Illumination should be sufficient to facilitate the instructional program (e.g., ball handling activities: striking with the body; striking w/paddles; volleyball).

Should be uniformly lit and free from shadows

Provide an ample number of electrical power outlets for routine maintenance, instructional equipment, general convenience, and computers. Provide both floor and wall outlets.

Provide minimum per MSDE standards: 1 data, 1 voice, and 1 video outlet. One set per teacher recommended.

If room will be used for public assemblies, provide an assistive listening device for people with hearing disabilities.

**Appendix B**

**5.2 Auxiliary Gymnasium (Secondary)**

**Purpose/Activities**

Secondary physical education instruction including games, dance, gymnastics, fitness and assessment through lecture, demonstration, and use of instructional technology and equipment and sports

**Users**

1 teacher, typically 25-35 students, whole class, small group, and individual activities

Should be built to accommodate a class of 25-35 students

**Area, Height, Volume, Configuration**

Middle School – 3,200 sq feet  
High School – 6,000 sq feet

The ceiling should have a minimum height of 20' of clear space free of obstacles and lights and a preferred height of 24' of clear space.

**Relationships to other spaces**

Should have easy access to outdoor instructional areas in order to facilitate quick transitions from indoor to outdoor facilities

**Acoustics**

Limit background noise to 40 dB. Treat walls and ceilings for excess reverberation. Provide STC rating of 60 for walls and ceiling assemblies between adjacent spaces. See ANSI S12.60-2002.

**Accessibility**

Provide access for persons with disabilities to all program elements.

**Display**

Provide bulletin boards for class notices and instructional materials, white board or projection screen and television/DVD/VCR.

**Finishes**

Floor surface should be hardwood, adequate cushioning, or a synthetic composition product with appropriate markings.

Gymnasium walls should have a smooth or flat surface from the floor up to 10 to 15 feet of height.

**Storage**

Provide indoor and outdoor storage rooms. See elementary school facilities.

**Mechanical & Plumbing**

Should provide mechanical heating, ventilating, humidity, and air conditioning systems to ensure healthy indoor environmental quality

**Electrical, Lighting & Telecommunications**

Lights should be covered with protective grids.

Illumination should be sufficient to facilitate the instructional program (e.g., ball handling activities: striking with the body; striking w/paddles; volleyball).

Should be uniformly lit and free from shadows

Power and telecommunications, same as Main Gymnasium (Secondary)

**5.3 Specialized Smaller Designated Space (Secondary)**

**Purpose/Activities**

Secondary physical education instruction through lecture, demonstration, and use of specialized equipment for programs such as strength training, fitness/aerobics, adventure education (climbing walls), and dance

**Users**

Should be built to accommodate a class of 25-35 students

**Area, Height, Volume, Configuration**

As needed for programmed activities

**Relationships to other spaces**

Convenient to other physical education instructional and support spaces.

**Acoustics**

Limit background noise to 40 dB. Treat walls and ceilings for excess reverberation. Provide STC rating of 60 for walls and ceiling assemblies between adjacent spaces. See ANSI S12.60-2002.

**Accessibility**

Provide access for persons with disabilities to all program elements.

**Display**

Provide bulletin boards for class notices and instructional materials, white board or projection screen and television/DVD/VCR.

**Finishes**

Flooring, wall, and ceiling surfaces to support specific activity

**Storage**

As needed to support programmed activities



**Mechanical & Plumbing**

Should provide mechanical heating, ventilating, humidity, and air conditioning systems to ensure healthy indoor environmental quality

Should be uniformly lit and free from shadows

Power as needed to support specialized equipment.

Telecommunications minimum, same as gymnasium

**Electrical, Lighting & Telecommunications**

Lights should be covered with protective grids. Illumination should be sufficient to facilitate the instructional program (e.g., ball handling activities; striking with the body; striking w/paddles; volleyball).

**5.4 Teacher Office (Secondary)**

**Purpose/Activities**

Office space for teacher planning, consultation, dressing, and storage

**Finishes**

Standard office flooring, wall, and ceiling

**Users**

Teachers, coaches

**Mechanical & Plumbing**

Provide mechanical heating, ventilating, humidity, and air conditioning systems to ensure healthy indoor environmental quality.

**Area, Height, Volume, Configuration**

120 nsf per full time teacher

Private toilet and shower room desirable if space permits. Toilet/shower rooms for occupants of individual offices must be accessible or adaptable for use by persons with disabilities.

**Relationships to other spaces**

Adjacent to gymnasium and locker rooms

**Electrical, Lighting & Telecommunications**

Standard office lighting and power

**Acoustics**

Standard office

1 data outlet minimum per occupant plus additional data outlets for networked devices as required

**Display**

Provide bulletin and display boards for teacher's use.

1 voice outlet minimum

**Storage**

Filing cabinets, book cases, wardrobe units, First Aid supplies

**5.5 Indoor Storage (Secondary)**

**Purpose/Activities**

Distribution, collection, and storage of physical education equipment

All physical education equipment should be marked for purposes of keeping an updated inventory and to guard against loss or theft.

**Users**

Teachers, coaches, recreation program personnel, students

**Relationships to other spaces**

Adjacent to gymnasium

**Area, Height, Volume, Configuration**

400 to 600 nsf

Convenient to teacher office, locker rooms, and access to outdoors

Clear height of 12'-15'

Isolate physically from outdoor storage rooms to minimize routes for pests to enter building.

8' high double doors to allow for movement and storage of large equipment

Provide separate lockable area for equipment used by classroom teachers and/or for recess.

Provide adequate space with reasonable ease of access to needed equipment.

Provide separate secure storage areas for use by recreation and athletic programs.

Provide labeled high racks, shelving, and hanging devices to maximize use of space and manage inventory.

**Acoustics**

Locate storage rooms to serve as buffers around noisy spaces.

## Appendix B

---

### **Display**

Provide small bulletin or notice board for announcements and record keeping.

### **Finishes**

Standard storage room floor and wall, open ceiling acceptable

### **Mechanical, Plumbing, Electrical, Lighting & Telecommunications**

Standard storage room utilities and lighting

Floor drain and access to hose bib for cleaning room desirable

Provide minimum 1 data outlet and 1 voice outlet in all storage rooms greater than or equal to 100 nsf to accommodate record keeping and future uses.

## 5.6 Outdoor Storage (Secondary)

### **Purpose/Activities**

Distribution, collection, and storage of outdoor physical education equipment

### **Users**

Teachers, students, coaches, recreation program personnel

### **Area, Height, Volume, Configuration**

400 to 600 nsf, room or separate building

Clear height of 12'-15'

8' high double doors to allow for movement and storage of large equipment

Provide adequate space with reasonable ease of access to needed equipment.

Provide labeled high racks, shelving, and hanging devices to maximize use of space and manage inventory.

All physical education equipment should be marked for purposes of keeping an updated inventory and to guard against loss or theft.

When feasible, design canopies or overhangs to provide shelter in case of inclement weather.

### **Relationships to other spaces**

Locate away from occupied classrooms.

Locate close enough to school building to permit convenient access to equipment.

Provide separate lockable area for equipment used by classroom teachers and/or for recess.

Provide separate secure storage areas for use by recreation and athletic programs.

### **Acoustics**

Locate storage rooms to serve as buffers around noisy spaces.

### **Display**

Provide small bulletin or notice board for announcements and record keeping.

### **Finishes**

Standard storage room flooring and wall surfaces, open ceiling acceptable

### **Mechanical, Plumbing, Electrical, Lighting & Telecommunications**

Standard storage room utilities and lighting

Floor drain and access to hose bib for cleaning room desirable

Provide minimum 1 data outlet and 1 voice outlet in all storage rooms greater than or equal to 100 nsf to accommodate record keeping and future uses.

Provide separate restroom facilities for recreational program groups using outdoor facilities.

## 5.7 Classroom (Secondary)

### **Purpose/Activities**

Secondary physical education instruction through lecture, demonstration and use of instructional technology in subjects such as health education, fitness, wellness, and nutrition

### **Users**

Should be able to accommodate typically 25-35 students

### **Area, Height, Volume, Configuration**

Middle School – 800 sq feet

High School – 900 sq feet

### **Relationships to other spaces**

Convenient to other physical education facilities

**Acoustics**

Limit maximum background noise level to 35 dB., maximum reverberation time to 0.6 seconds, and minimum STC rating of 45 to adjacent spaces. See ANSI S12.60-2002.

**Accessibility**

Provide access for persons with disabilities to all program elements.

**Display**

Standard classroom – marker/chalk/white boards, LCD projector

**Finishes**

Standard classroom – acoustical ceiling, painted walls, hard surface flooring

**Storage**

Standard casework, teacher storage closet, bookcases

**Mechanical & Plumbing**

The classroom should provide mechanical heating, ventilating, humidity, and air conditioning systems to ensure healthy indoor environmental quality.

**Electrical, Lighting & Telecommunications**

Should have internet access, a computer, and screen which can be used with an LCD projector.

Minimum 5 data, 1 voice, and 2 video outlets per MSDE standards

**5.8 Locker Rooms (Secondary)****Purpose/Activities**

Storage of personal items for each student enrolled in physical education

**Users**

Locker room space should also be provided for sports teams and visiting teams.

**Area, Height, Volume, Configuration**

Locker room design provides for student supervision and safety.

Locker rooms should provide restroom facilities, individual showers, sinks, and paper towels for student use as needed.

**Relationships to other spaces**

Locker rooms should have access to the outside in case of emergencies.

Convenient to equipment storage rooms

Adjacent to the physical education teacher's office to allow students convenient access to their teacher for supervision, consultation and/or assistance

**Acoustics**

See ANSI S12.60-2002.

**Accessibility**

5%, but not less than one of all fixed and built-in seats, table, work surfaces and storage units, including lockers, must be accessible to persons with disabilities, per ADA.

**Display**

Bulletin boards, marker boards, electronic display

**Finishes**

Durable, easily maintained, anti-slip flooring in wet areas

**Storage**

Towels, equipment, uniforms, etc.

**Mechanical & Plumbing**

Provide an accessible shower, locker and changing area, per ADA.

Provide towel washing and drying facilities as needed.

**Electrical, Lighting & Telecommunications**

Protected for wet areas, toilet, shower

Sufficient power for custodial services

Control humidity.

**5.9 Bleachers (Secondary)****Purpose/Activities**

Gymnasiums may be built with bleachers for seating during classes, assemblies, sports events, before-and after-school programs, and weekend recreational activities.

**Users**

Children and adults (One large Maryland school system provides seating for 80% of the school capacity.)

**Area, Height, Volume, Configuration**

Bleachers should meet specifications determined by the individual district and the manufacturer of the bleachers. The International Building Code includes provisions regulating guardrails, openings, and regular safety inspections.

It is of utmost importance that the gymnasium be free from potential safety hazards such as protruding structures.

## Appendix B

---

Boundaries of the gymnasium should be clearly defined to exclude the area in which bleachers or other equipment is stored.

### Relationships to other spaces

Should be a space between open bleachers and the instructional area

### Accessibility

Bleacher design must include seating for persons with disabilities, per ADA.

## 5.10 Outdoor Hard Surface Area (Secondary)

### Purpose/Activities

Physical education and fitness instruction, practice, games, and drills

### Users

1 teacher, typically 25-35 students

### Area, Height, Volume, Configuration

Provide sufficient space for students to move freely and safely.

110-150 nsf per child

2,200-4,500 nsf per space recommended

Provide a level area, sloped to drain, approximately 50' x 80' typical.

Surface may be asphalt or a synthetic product designed for outdoor physical education instruction.

### Relationships to other spaces

Isolate from the general play areas to ensure physical education instruction may be conducted without interruptions by other classes.

### Accessibility

Provide accessible or adaptable equipment such as benches with backs and arms or adjustable height basketball nets.

Provide accessible routes from the school building into and around the hard surface area.

### Display

Mark all-weather outdoor surfaces with circles, lines, courts, etc. to permit participation in a wide variety of activities that are appropriate for students with varied ability levels.

### Mechanical & Plumbing

Provide access to drinking water.

### Electrical, Lighting & Telecommunications

Provide access to electrical power.

Provide security and task lighting as appropriate.

### Public Address Systems

Within range for emergency announcements

## 5.11 Outdoor Playing Fields (Secondary)

### Purpose/Activities

Physical education and fitness instruction, practice, games, and drills

### Users

Teachers, students, coaches, recreation personnel

### Area, Height, Volume, Configuration

150' x 300' per class

If permanent structures such as backstops, volleyball standards, benches, and goals are present they should be inspected and maintained regularly.

Provide area for students to gather as a class.

Provide access to shade if possible.

### Relationships to other spaces

Location shall allow for instruction without interruption and away from occupied classrooms.

### Accessibility

Provide accessible route from school building to and around edge of fields.

### Display

Provide notice boards protected from the weather for posting announcements and rules.

### Storage

Provide lockable storage containers as required.

### Mechanical & Plumbing

Provide access to drinking water.

### Electrical & Lighting

Security and task lighting and power as required

### Telecommunications & Public Address Systems

Emergency communications as required

### 5.12 Secondary Pools

This document does not address pools or specific guidelines for pools. However, pools are an eligible expense under the PSCP. If a district desires to add a pool under new construction or renovations, it should seek the services of knowledgeable design consultants for pools and pool construction. Acoustics, accessibility, safety, and mechanical considerations are key design elements.

### 5.13 Secondary Indoor & Outdoor Spaces for Sports

Courts and fields to be used for interscholastic sports must comply with the design standards of the individual sport's governing body. Stadia may be designed to support interscholastic sports.

The website for the National Federation of State High School Associations (NFHS) ([www.nfhs.org](http://www.nfhs.org)) includes court and field diagrams for the following sports: basketball, football, soccer, track and field/cross country, baseball, field hockey, softball, and volleyball (see Appendix H). The Maryland Public Secondary Schools Athletic Association is a member of NFHS.

For tennis, see the United States Tennis Association ([www.usta.com](http://www.usta.com)) and for golf, see the United States Golf Association ([www.usga.org](http://www.usga.org)).

See specific sports associations for archery, lacrosse, wrestling, gymnastics, water polo, swimming, and diving.

#### 5.13.1 Synthetic Surfaces

There is a trend toward the use of synthetic, all-weather, track and field surfaces in new high schools. Similarly, synthetic turf is frequently specified for the main football or soccer field in a new stadium complex. The cost of the synthetic surface fields is sometimes shared with local parks and recreation departments, local semi-professional leagues, or sports clubs. Exterior lighting for night games and recreation programs is desirable.

Synthetic surfaces have an advantage over natural grass fields in that they can be used throughout the year and under most weather conditions. They are sometimes criticized for increasing injuries and increasing temperatures of the playing surface. The estimated cost for converting high school fields ranges from \$700,000 to \$1.2 million.

### 5.14 Secondary Equipment Guidelines

Sufficient regulation equipment should be available for secondary physical education programs to teach a variety of movement forms, including at least one from each of the following:

1. Team Sports (basketball, football, soccer, softball, volleyball, team handball, lacrosse, and field/floor hockey)

Equipment such as: basketballs, footballs, soccer balls, softballs, volleyballs, volleyball trainers, team handballs

2. Outdoor/Adventure Education (adventure/initiatives, backpacking, orienteering, geocaching)

Equipment such as: compasses, global positioning system (GPS) units, various sports equipment for adventure/cooperative initiatives

3. Dance (jazz, folk, aerobic, modern, creative, line, western, square)

Equipment such as: variable speed record/tape/CD player with remote and a collection of music for folk, creative, and rhythmical dance

4. Individual and Dual Activities (gymnastics, archery, badminton, self defense, golf, tennis, wrestling, track and field)

Equipment such as: racket/club/bow, etc. for every student, a ball for every two students, golf clubs, hurdles, high jump standards, discus, shot put, and sufficient pieces of large equipment for various activities in gymnastics

5. Fitness Education

Equipment such as: heart rate monitors, pedometers, bioelectrical impedance machines, sit and reach boxes, fitness data collection software, treadmills, ellipticals, stationary bikes, rowers, strength training equipment/dumbbells, step-aerobic boxes, and jump ropes

6. Recreational Activities (bowling, bocce, frisbee golf)

Equipment such as: bowling sets, bocce sets, frisbees

To allow for maximum learning opportunities, enough equipment for one class should be provided so that students spend virtually no time waiting for turns or standing in lines. All equipment should be maintained and in good condition. All equipment should be inspected regularly and repaired or replaced as needed.

## Appendix B

---

### General Shared Equipment

- Chalk or white board
- Bags To Carry Balls
- Rolling Ball Carriers
- Ball Inflator
- Bulletin Board
- Clipboards
- First Aid Kit
- Measuring Tape 100', 50'
- Crates or Baskets for Storage
- Field Marker (for chalking lines)
- Portable Gym Standards
- Nets for Standards
- Cones
- Pinnies, Sashes, or Vests
- Scooter Boards w/Handles
- Spotmarkers
- Stopwatches
- Computers (6 per class)
- Multiple Computer Jacks/Data Outlets
- Walkie-Talkie for Communication
- Gymnastic Mat Storage/Movers
- Mobile Technology Cart (could include resources such as computers, TV/Video Projector, CD/Tape Player, and Smart Board)

### 5.15 Space Recommendations for Secondary Physical Education Programs

This document does not specify all the many areas required to support full secondary physical education, interscholastic sports, and community recreation programs likely to be offered in Maryland middle and high schools. Local school systems must evaluate staffing, enrollments, sports programs, and community life and support in developing the educational specifications for the gymnasium and ancillary facilities. Connecting the physical education facilities to improving the health and wellness of all students should be a primary focus of the physical education program. Consideration should be given to linking the space and equipment needs of the facilities to the State curriculum for physical education and any elective courses that are offered in the schools.

A comparison of space requirements for five recently planned Maryland public high schools is included as **Appendix E**. The schools range in size from 1,000 to 2,000 students. The area provided for physical education, interscholastic athletes, and public recreation range from 26,000 to 38,000 net square feet and from 16 to 29 net square feet per student. The outdoor facilities required at these five schools are listed as **Appendix F**. Outdoor facilities are heavily dependent on space available and degree of support for athletic programs. Some critical site planning guidelines for outdoor facilities are shown in **Appendix G**.

# **APPENDIX C: Special Education Regional**

PGCPS  
Special Education Regional Program  
for  
Middle Schools

## Appendix C

---

### General Planning Considerations

Rooms can be clustered in traditional wing configuration with availability within the building to provide maximum contact between all students and staff. Support areas are to be located near the classrooms. All students in this program have Individual Education Plans (IEP), which specifies the services each student requires and the specific staffing that is required to implement their IEPs as indicated in the PGCPs Special Education Staffing Plan.

This program assumes that the school has a health clinic. If there is no clinic, the health suite requirements for the regional program should be modified to include a clinic layout.

#### 1. Goals

- Develop sensory and motor skills
- Develop functional daily living skills
- Develop socialization skills
- Develop basic academic functional readiness
- Develop augmentative and verbal communication skills
- Develop appropriate work habits
- Develop work study skills
- Develop behavioral skills
- Develop activities which lead to greater utilization of leisure time

#### 2. Planned Activities

- Motor Development/M.O.V.E. activities
- Total classroom group instruction
- Gross and fine motor activities
- Individualized instruction
- Arts and crafts activities
- Computer use
- Interdisciplinary instruction with classroom teacher and specialists
- Utilization of audiovisual equipment
- Vocational workshop activities

#### 3. Number of Participants

- 21-28 Students with multiple disabilities
- 6-7 students per classroom

#### 4. Staff Required

- Three to five (3-5) Teachers
- Three to five (3-5) Paraprofessionals
- One (1) Coordinator/Specialist
- One (1) Speech Therapist
- One (1) Health Technician



**5. Spaces Required**

Regional Classrooms (3@1,000 sq ft)	3,000 sq ft
Toilet/Changing Rooms (3@150 sq ft)	450 sq ft
OT/PT/M.O.V.E room	900 sq ft
Speech Therapy	300 sq ft
Instructional Kitchen and laundry	380 sq ft
Conference Room	300 sq ft
Coordinator/Specialist Office (s)	300 sq ft
Health Room w/Toilets (size based on proximity to school's health suite)	<u>250 sq ft</u>
<b>TOTAL SQUARE FOOTAGE</b>	<b>5,880 sq ft</b>

**6. Groupings**

- Small groups of 6-7 students
- Students working individually or in small groups

**7. Relationship to Other Activities**

- Convenient access to bus pick up and drop off point
- Direct access to middle school
- M.O.V.E./Motor/PT/OT Room should be situated closest to middle school
- Health Room should be adjacent to the school's health suite and coordinator's office (if adjacency is not feasible a larger separate health suite must be designed)

**8. Environmental Requirements**

- Thermal – Special consideration to ventilation in bathrooms and storage areas. Need special attention to on-floor activities.
- Acoustical – Particular attention to external equipment noise

**9. Display for each classroom**

- One (1) Tack board 4' x 8'
- One (1) Magnetic Marker board 4' x 8'

**10. Support Facilities**

- Bathroom/Changing rooms directly accessible to each classroom

**11. Furniture and Equipment**

Furniture and equipment not listed have generic requirements listed in General Building Considerations. Items marked with an asterisk (\*) are to be provided In Contract (IC).

**Academic Classroom**

Furniture and Equipment

- 4 ceiling hooks for suspended equipment
- 2 Rifton Positioning Chairs
- 2 large teacher desks
- 1 small teacher desk
- 3 teacher desk chairs
- 3 adult chairs w/wheels

## Appendix C

---

- 1 rectangular height adjustable table
- 2 round height adjustable tables
- 2 file cabinets w/locks and four drawers
- 1 art cabinet with wheels
- 2 computer tables with 2 computers, 1 for students to share and 1 for teacher
- 3-6 student chairs as needed
- 3-6 student adjustable desks as needed
- Full body-size wall mirror
- Coat rack with 6-7 hooks
- Mobile cart for TV and VCR-Up to date Technology Equipment as outlined in all classes
- Mat Table
- Large Wedge with straps for positioning

### Classroom Utilities

- Ten (10) 115 volt duplex outlets per classroom
- Sink with hot and cold water, wheelchair accessible
- Minimum of five (5) computer outlets with isolated ground receptacles
- CATV outlets

### Storage

- The storage closets need to be long and narrow (about 5' to 6') with entrances on either end or folding partition for easy access
- Built in cabinets on one (1) wall, w/locks accessible to teacher
- Built in cabinets below sink and counter
- Built in cabinets above sink
- On one wall, two (2) shelves 15' long and 1' deep
- On one wall, two (2) shelves 10' long and 2' deep

### **Bathroom/Changing Room**

#### Furniture and Equipment

- 1 Rifton Blue Wave Toilet System
- 1 Height Adjustable Electric Changing table
- 1 Hoyer Lift
- 2 Handicap accessible adult toilets
- 1 Handicap accessible adult sink
- Built in cabinets below sink and counter
- Built in cabinets above sink

### **Conference Room**

#### Furniture and Equipment

- 1 large conference table with 12 chairs
- 1 Tack Board 4' x 8'
- 1 LCS Liquid Chalk Markerboard
- Mobile cart with TV and VCR

---

### **Coordinator/Specialist Office**

#### Furniture and Equipment

- 3 teacher desks
- 3 adult desk chairs with wheels
- 3 filing cabinets

### **Health Room**

#### Furniture and Equipment

- Bathroom with 1 adult size accessible toilet and sink
- Sink with counter space and built in cabinets above and below sink
- 1 electrical height adjustable changing table
- Refrigerator with ice maker for medications
- 2 Adult desks and chairs
- Locking file cabinet

#### Utilities

- 115 volt duplex outlets
- Sink with hot and cold water, wheelchair accessible
- Multiple computer outlets
- CATV

#### Storage

- Built in cabinets on one (1) wall, w/locks accessible to teacher
- Built in cabinets below sink and counter
- Built in cabinets above sink

### **Instructional Kitchen**

#### Furniture and Equipment

- Sink: Split level sink accommodating students in wheelchairs and students who can stand
- Extended flat sided handles at the sink
- Extended faucet
- Wheel chair accessible work counter to include space for a microwave
- Stove: Knobs on the front, angled mirror above to reflect stove top surface
- Refrigerator: Side by side with roll out bins
- Mounted jar opener and can opener

#### Utilities

- Five (5) 115 volt duplex outlets
- Sink with hot and cold water, wheelchair accessible

#### Storage

- Cabinets: wheelchair accessible, drawers with slide out bins & shelves, drawer handles large enough for a hand to slip through

## Appendix C

---

### **Laundry Room**

#### Furniture and Equipment

- Commercial Washer & Dryer
- Sink with counter space and built in cabinets above and below sink

#### Utilities

- 100 and 220 volt as needed

#### Storage

- Built in cabinets on one (1) wall, w/locks accessible to teacher

### **M.O.V.E./Motor/PT/OT/Room**

#### Furniture and Equipment

- 4 ceiling hooks for suspended equipment
- 4 Folding mats
- Physical Therapy training stairs
- Large Therapy Ball
- Large Mobile Mirror
- Mobile cart with TV and VCR

#### Utilities

- Ten (10) 115 volt duplex outlets per classroom
- Sink with hot and cold water, wheelchair accessible
- Two (2) computer outlets with isolated ground receptacles
- CATV Outlets

#### Storage

- Built in cabinets on one (1) wall, w/locks accessible to teacher
- 1 large storage cabinet with locks
- Built in cabinets below sink and counter
- Built in cabinets above sink

### **Speech Therapy Room**

#### Furniture and Equipment

- 1 Teacher desk and chair
- 2 drawer file cabinet with locks
- 2 adult chairs with wheels
- 1 height adjustable table
- 4 student chairs
- Mobile cart with TV and VCR

#### Utilities

- 115 volt duplex outlets
- Sink with hot and cold water, wheelchair accessible

- Two (2) computer outlets with isolated ground receptacles
- CATV Outlets

Storage

- Built in cabinets on one (1) wall, w/locks accessible to teacher
- Built in cabinets below sink and counter
- Built in cabinets above sink

**Special Education Regional Program Specification Notes**

- Automatic doors are to be installed wherever needed in this facility.
- Corridors near classrooms to have alcoves for wheelchairs with quick single lane parking, handles out.
- Parking area for 15-20 and 2 spaces for Parking for the Handicapped with easy access to Special Education Wing.

**Appendix C**

---